

US CENSUS

POPULATION AND HOUSING NARRATIVE PROFILE: 2005-2007

2005-2007 AMERICAN COMMUNITY SURVEY 3-YEAR ESTIMATES

AMERICAN COMMUNITY SURVEY

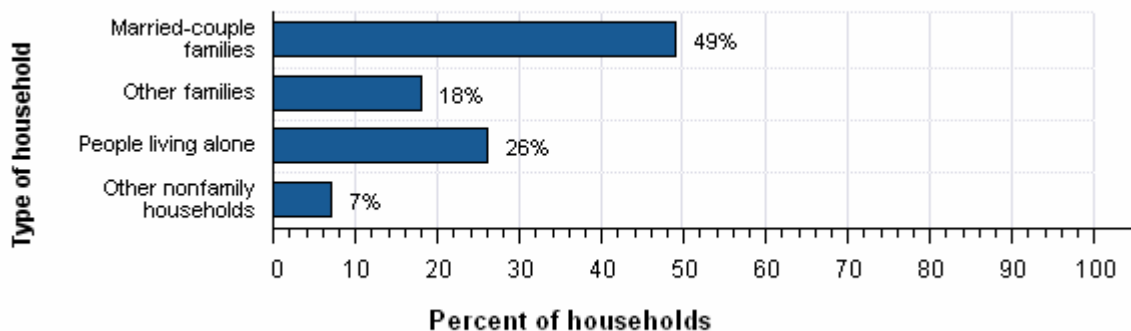
Pierce County, Washington

NOTE: Although the American Community Survey (ACS) produces population, demographic and housing unit estimates, it is the Census Bureau's Population Estimates Program that produces and disseminates the official estimates of the population for the nation, states, counties, cities and towns and estimates of housing units for states and counties.

For more information on confidentiality protection, sampling error, nonsampling error, and definitions, see Survey Methodology.

HOUSEHOLDS AND FAMILIES: From 2005-2007 there were 286,000 households in Pierce County. The average household size was 2.6 people. Families made up 67 percent of the households in Pierce County. This figure includes both married-couple families (49 percent) and other families (18 percent). Nonfamily households made up 33 percent of all households in Pierce County. Most of the nonfamily households were people living alone, but some were composed of people living in households in which no one was related to the householder.

The Types of Households in Pierce County, Washington in 2005-2007



Source: American Community Survey, 2005-2007

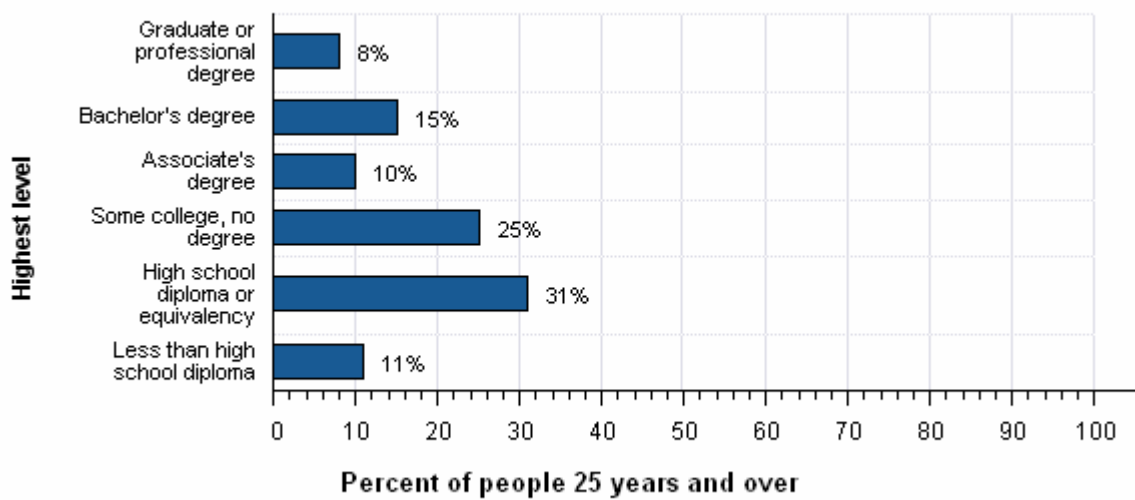
NATIVITY AND LANGUAGE: Nine percent of the people living in Pierce County from 2005-2007 there were foreign born. Ninety-one percent was native, including 50 percent who were born in Washington.

Among people at least five years old living in Pierce County from 2005-2007, 13 percent spoke a language other than English at home. Of those speaking a language other than English at home, 36 percent spoke Spanish and 64 percent spoke some other language; 44 percent reported that they did not speak English "very well."

GEOGRAPHIC MOBILITY: From 2005-2007, 78 percent of the people at least one year old living in Pierce County were living in the same residence one year earlier; 13 percent had moved during the past year from another residence in the same county, 4 percent from another county in the same state, 4 percent from another state, and 1 percent from abroad.

EDUCATION: From 2005-2007, 89 percent of people 25 years and over had at least graduated from high school and 23 percent had a bachelor's degree or higher. Eleven percent were dropouts; they were not enrolled in school and had not graduated from high school. The total school enrollment in Pierce County was 195,000 from 2005-2007. Nursery school and kindergarten enrollment was 20,000 and elementary or high school enrollment was 132,000 children. College or graduate school enrollment was 43,000.

The Educational Attainment of People in Pierce County, Washington in 2005-2007



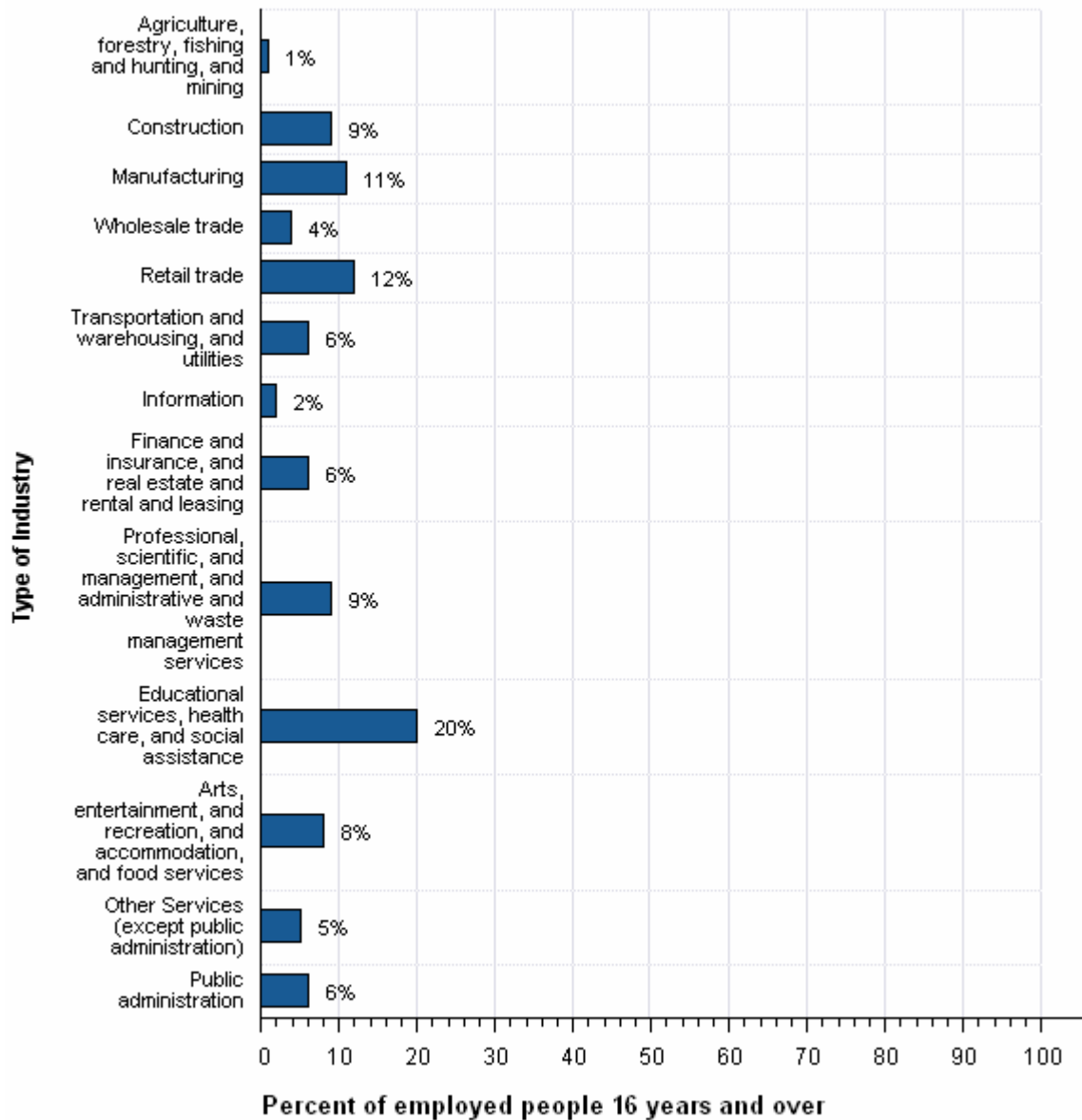
Source: American Community Survey, 2005-2007

DISABILITY: In Pierce County, among people at least five years old from 2005-2007, 17 percent reported a disability. The likelihood of having a disability varied by age - from 8 percent of people 5 to 15 years old, to 15 percent of people 16 to 64 years old, and to 43 percent of those 65 and older.

INDUSTRIES: From 2005-2007, for the employed population 16 years and older, the leading industries in Pierce County were Educational services, and health care, and social assistance, 20 percent, and Retail trade, 12 percent.



Employment by Industry in Pierce County, Washington in 2005-2007



Source: American Community Survey, 2005-2007

OCCUPATIONS AND TYPE OF EMPLOYER: Among the most common occupations were: Management, professional, and related occupations, 32 percent; Sales and office occupations, 26 percent; Service occupations, 17 percent; Production, transportation, and material moving occupations, 14 percent; and Construction, extraction, maintenance and repair occupations, 11 percent. Seventy-six percent of the people employed were Private wage and salary workers; 18 percent was Federal, state, or local government workers; and 6 percent was Self-employed in own not incorporated business workers.

TRAVEL TO WORK: Seventy-seven percent of Pierce County workers drove to work alone from 2005-2007, 11 percent carpoolled, 3 percent took public transportation, and 4 percent used other means. The remaining 4 percent worked at home. Among those who commuted to work, it took them on average 28.5 minutes to get to work.

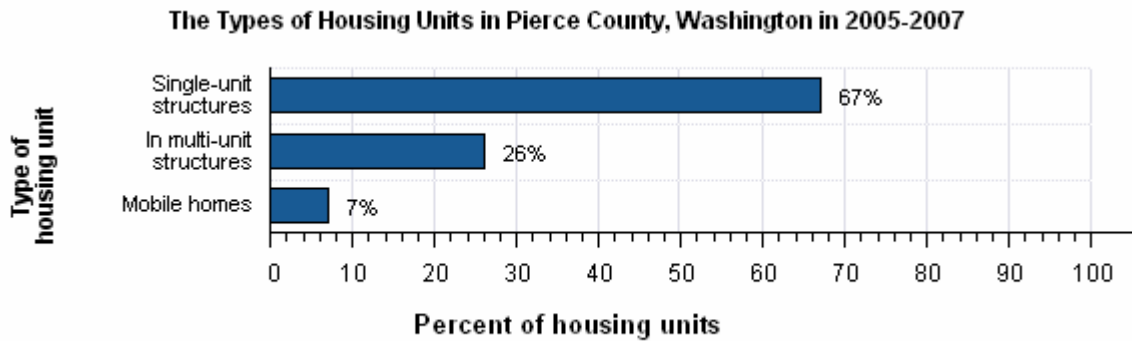
INCOME: The median income of households in Pierce County was \$54,440. Eighty-two percent of the households received earnings and 20 percent received retirement income other than Social Security. Twenty-four percent of the households received Social Security. The average income from Social Security was \$14,172. These income sources are not mutually exclusive; that is, some households received income from more than one source.

POVERTY AND PARTICIPATION IN GOVERNMENT PROGRAMS: From 2005-2007, 11 percent of people were in poverty. Fourteen percent of related children under 18 were below the poverty level, compared with 9 percent of people 65 years old and over. Eight percent of all families and 25 percent of families with a female householder and no husband present had incomes below the poverty level.

POPULATION OF Pierce County: From 2005-2007, Pierce County had a total population of 762,000 - 384,000 (50 percent) females and 378,000 (50 percent) males. The median age was 35.4 years. Twenty-six percent of the population was under 18 years and 10 percent was 65 years and older.

For people reporting one race alone, 82 percent was White; 7 percent was Black or African American; 1 percent was American Indian and Alaska Native; 6 percent was Asian; 1 percent was Native Hawaiian and Other Pacific Islander, and 3 percent was Some other race. Five percent reported Two or more races. Seven percent of the people in Pierce County was Hispanic. Seventy-four percent of the people in Pierce County was White non-Hispanic. People of Hispanic origin may be of any race.

HOUSING CHARACTERISTICS: From 2005-2007, Pierce County had a total of 309,000 housing units, 8 percent of which were vacant. Of the total housing units, 67 percent was in single-unit structures, 26 percent was in multi-unit structures, and 7 percent was mobile homes. Thirty-two percent of the housing units were built since 1990.



Source: American Community Survey, 2005-2007

OCCUPIED HOUSING UNIT CHARACTERISTICS: From 2005-2007, Pierce County had 286,000 occupied housing units - 183,000 (64 percent) owner occupied and 103,000 (36 percent) renter occupied. Three percent of the households did not have telephone service and 5 percent of the households did not have access to a car, truck, or van for private use. Multi Vehicle households were not rare. Thirty-eight percent had two vehicles and another 26 percent had three or more.

HOUSING COSTS: The median monthly housing costs for mortgaged owners was \$1,649, nonmortgaged owners \$482, and renters \$819. Forty-one percent of owners with mortgages, 14 percent of owners without mortgages, and 47 percent of renters in Pierce County spent 30 percent or more of household income on housing.

Source: U.S. Census Bureau, 2005-2007 American Community Survey

The U.S. Census Bureau's Population Estimates Program produces the official population estimates for the nation, states, counties and places, and the official estimates of housing units for states and counties. The population and housing characteristics included above are derived from the American Community Survey.

Notes:

- Detail may not add to totals due to rounding.
- Percentages are based on unrounded numbers.