



Advanced Title Search 8.10.0

Release Notes

January 20, 2018

stewart[®]

Real partners. Real possibilities.™

Table of Contents

- ATS 8.10.0 Release Notes 1**
 - Post-Installation Requirements..... 1
 - Deleting Temporary Internet Files and History 1
 - Using Internet Explorer 1
 - Using Chrome 1
 - Using Firefox® 2

- Bookmarks and Shortcuts for ATS 3**

- Enhancements..... 4**
 - ALL Communities 4
 - ST FL Community..... 4

- Fixes 6**
 - All Communities..... 6
 - ST FL Community..... 6

- Training 7**

- Technical Support..... 8**

ATS 8.10.0 Release Notes

This document provides a brief explanation of what was fixed and implemented with this release of Advanced Title Search 8.10.0.

Release Date: January 20, 2017

Post-Installation Requirements

On the day of the release, it is *mandatory* that you delete **Temporary Internet Files** and **History** prior to logging into ATS. Failure to perform this task will cause functionality issues within ATS, resulting in a work-stoppage situation.

Deleting Temporary Internet Files and History

(MS Article ID: 260897)

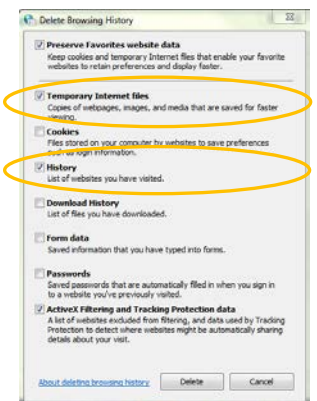
The **Temporary Internet Files** (or cache) folder contains web page content that is stored on your hard disk for quick viewing. This cache permits Internet or MSN[®] Explorer to download only the content that has changed since you last viewed a web page instead of downloading all the content for the page every time it is displayed.

Administrators can customize Temporary Internet File settings to prevent modifications. Contact your System Administrator if you cannot access the **Internet Options** dialog box or the **General** tab.

Using Internet Explorer

Steps


1. With **Internet Explorer**[®] open, click the **Tools** icon.
2. Select **Internet Options**. The Internet Properties dialog box displays.
3. On the **General** tab, locate **Browsing history** and click the **Delete** button. The Delete Browsing History dialog box displays.
4. Select **Temporary Internet Files**.
5. Select **Delete**.
6. When complete, click **OK**.

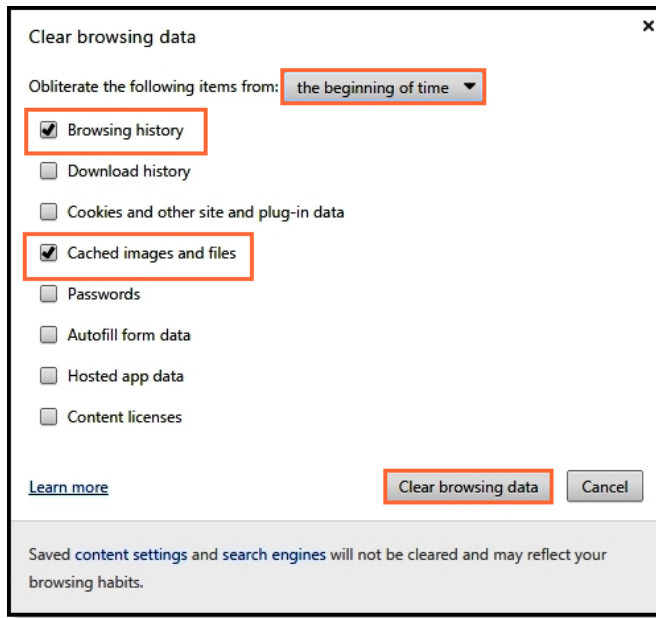


Using Chrome

If you are using Chrome to access ATS, complete the following steps to deleted Temporary Internet files and history,

Steps

1. With **Chrome** open, click the  Customize and Control Google Chrome drop-down list.
2. Choose **History** from the drop-down list.
3. Click **Clear browsing data**.
4. From the **Clear browsing data** pop-up, be sure to select the beginning of time, check **Browsing history** and **Cached images and files**. Click **Clear browsing data** to complete.

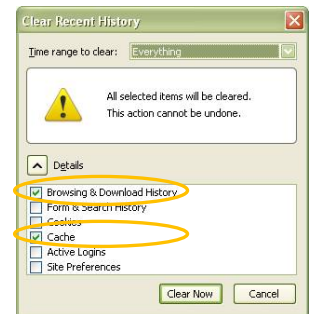


Using Firefox®

If you are using **Firefox®** to access ATS, complete the following steps to delete Temporary Internet Files and History on the day of the release.

Steps

1. With the Firefox browser open, click the drop-down menu, move your cursor over History and select **Clear Recent History**; or Click Tools from the toolbar and select **Clear Recent History**.
2. From the **Time range to clear** drop-down, select **Everything**.
3. Select only **Browsing & Download History** and **Cache**.
4. Click **Clear Now**.
5. When the items are cleared, close **all** Firefox browsers, then reopen Firefox.



Note

Be patient when performing this task, if the **Temporary Internet Files** folder contains a significant amount of web page content, then this process may take several minutes to complete.

Bookmarks and Shortcuts for ATS

We want to take a minute to remind all ATS users that only <https://ats.advantagetitlesearch.com> should be used to access ATS.

If you have any other bookmarks or shortcuts for ATS we ask that delete them from your bookmarks\shortcuts so that only the link above is used.

If you need assistance in making sure you have the correct bookmark\shortcut for ATS please call Customer Care at 855.330.2800, 713.625.2800 or email at customercare@stewart.com.



Note

Logging into ATS via any other means besides <https://ats.advantagetitlesearch.com> will bypass the load balancer and could impact your ability to log into ATS, as well as the load for the ATS servers.

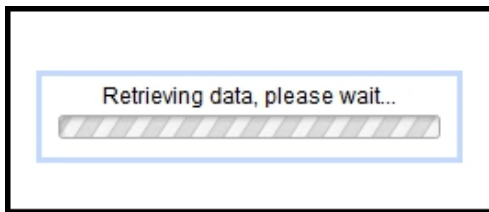
Using only this link will ensure you are directed only to functioning servers as well as balance the number of users on each server. This will help to keep the server speeds functioning at optimal speeds.

Enhancements

The following items were added to Advanced Title Search 8.10.0:

ALL Communities

- As a result of changes on the official websites, or the addition of new websites, changes were made in ATS for the following **Parent Sites**:
 - (New Data Source) *AO sites in the following Florida counties: Baker, Lafayette, Manatee, Suwannee, and Union.*
- Adjustments have been made to speed up the loading of templates.
- When using the template preview users will now see **Retrieving data, please wait** while the preview loads.



- Documents created from **Base** and **Prior Files** will now appear directly below the source document. They will be grouped by type, and will be in the original sort order from the source.

#	DIS	DESCRIPTION	DATE	GRANTOR	GRANTEE	TYPE GROUPED	INSTRUMENT	REMARKS
UP	SEARCHRESULTS	SEARCHRESULTS	01/11/2018			OTHER-FILE	SearchResults	AssRef [X] [X] AddNote *
UP	Other Exc	Other Exc	01/11/2018			OTHER-FILE	otherexc	AssCode ExcCond1 [X] ExcCond2 [X] AssRef [X] [X] AddNote *
UP	Other Req	Other Req	01/11/2018			OTHER-FILE	otherreq	AssCode ReqCond1 [X] ReqCond2 [X] AssRef [X] [X] AddNote *
SP	Base File	Base File	01/01/1900			PRISORFILE	060056_c244_1900	AssRef [X] [X] AddNote *
UP	Requirements	Requirements	01/01/1960			OTHER-FILE	R_1554287030	AssCode ReqTHEE [X] AssRef [X] [X] AddNote *
UP	Requirements	Requirements	01/01/1960			OTHER-FILE	R_1277828866	AssCode ReqTHEE [X] AssRef [X] [X] AddNote *
UP	Exceptions	Exceptions	01/01/1960			OTHER-FILE	E_1875365130	AssCode ExcTHEE [X] AssRef [X] [X] AddNote *
UP	Exceptions	Exceptions	09/19/1994			OTHER-FILE	648_202 544243	AssCode ExcTHEE [X] AssRef [X] [X] AddNote *
UP	Exceptions	Exceptions	01/01/1960			OTHER-FILE	201213130	AssCode ExcTHEE [X] AssRef [X] [X] AddNote *

ST FL Community

- Searches performed on **ATI** data source using ATS modules **Instrument Number Search** and **Book and Page Search** will look for additional information on **WebAtids** i.e. **Document Posting Information** and **Legal Posting Information**. Any additional legal information will be added to existing document regardless of document category/subcategory.

- Implemented requested enhancement for Florida where ATS will search all owner names back to the last **Insured Transaction**. ATS will run the **GI** (20 year name Index for judgments, liens, etc.) on the following:
 - **Owner 1** - (Prior Owner) - from when they divested their interest back 20 years.
 - **Owner 2** - (our current owner) 20 years back to current date.

Fixes

The following items were corrected in Advanced Title Search 8.10.0:

All Communities

- As a result of changes to the **PACER** site, ATS has made changes to obtain data again via the **PACER Search Module**.

ST FL Community

- Resolved issue with the **Parcel Number** for *Orange County* not being in the correct order via the parent site.
- Resolved issue with the *FL Lee AO site* caused by site changes.
- Resolved issue with the *FL Manatee TR site* caused by site changes.
- Resolved issue with the *TN Shelby YF (CiT Germantown) site* caused by site changes.
- Resolved issue with the *TN Knox TR site* caused by site changes.

Training

For more information, visit the [Advanced Title Search Training Center](#). This online library consists of recorded webinars and other useful documentation for you to begin or continue to use Advanced Title Search.

Technical Support

For technical support, contact Customer Care at 1.855.330.2800 or customercare@stewart.com.