



Advanced Title Search 8.12.0

Release Notes

March 17, 2018

stewart[®]

Real partners. Real possibilities.™

Table of Contents

- ATS 8.12.0 Release Notes 1**
 - Post-Installation Requirements..... 1
 - Deleting Temporary Internet Files and History 1
 - Using Internet Explorer 1
 - Using Chrome 1
 - Using Firefox® 2
- Bookmarks and Shortcuts for ATS 3**
- Enhancements..... 4**
 - ALL Communities 4
- Fixes 6**
 - All Communities..... 6
 - ST FL Community..... 6
 - ST MO Community 6
 - ST CO Community 6
 - ST TN Community 6
- Training 7**

ATS 8.12.0 Release Notes

This document provides a brief explanation of what was fixed and implemented with this release of Advanced Title Search 8.12.0.

Release Date: March 17, 2018

Post-Installation Requirements

On the day of the release, it is *mandatory* that you delete Temporary Internet Files and History prior to logging into ATS. Failure to perform this task will cause functionality issues within ATS, resulting in a work-stoppage situation.

Deleting Temporary Internet Files and History

(MS Article ID: 260897)

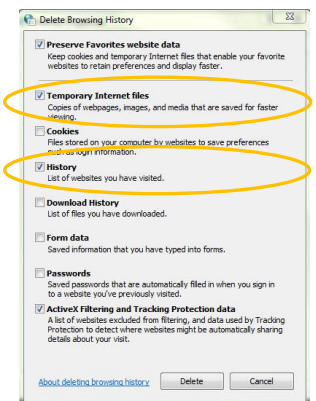
The **Temporary Internet Files** (or cache) folder contains web page content that is stored on your hard disk for quick viewing. This cache permits Internet or MSN® Explorer to download only the content that has changed since you last viewed a web page instead of downloading all the content for the page every time it is displayed.

Administrators can customize Temporary Internet File settings to prevent modifications. Contact your System Administrator if you cannot access the **Internet Options** dialog box or the **General** tab.

Using Internet Explorer

Steps


1. With **Internet Explorer**® open, click the **Tools** icon.
2. Select **Internet Options**. The Internet Properties dialog box displays.
3. On the **General** tab, locate **Browsing history** and click the **Delete** button. The Delete Browsing History dialog box displays.
4. Select **Temporary Internet Files**.
5. Select **Delete**.
6. When complete, click **OK**.

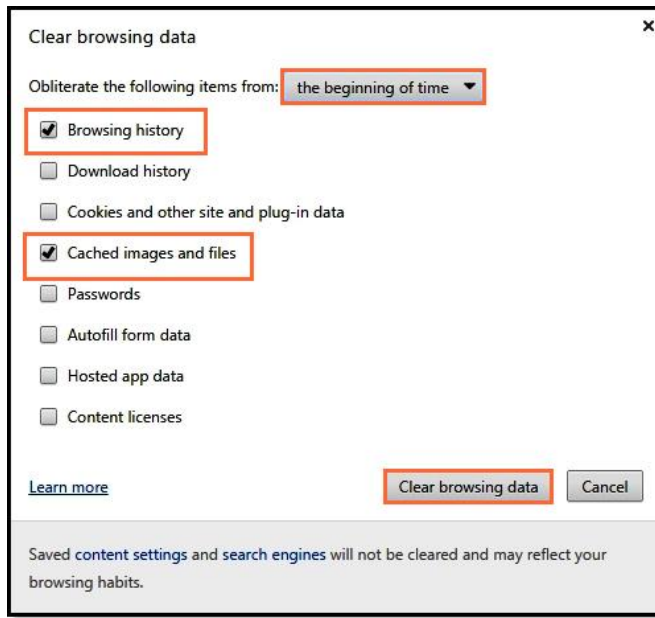


Using Chrome

If you are using Chrome to access ATS, complete the following steps to deleted Temporary Internet files and history,

Steps

1. With **Chrome** open, click the  Customize and Control Google Chrome drop-down list.
2. Choose **History** from the drop-down list.
3. Click **Clear browsing data**.
4. From the **Clear browsing data** pop-up, be sure to select the beginning of time, check **Browsing history** and **Cached images and files**. Click **Clear browsing data** to complete.

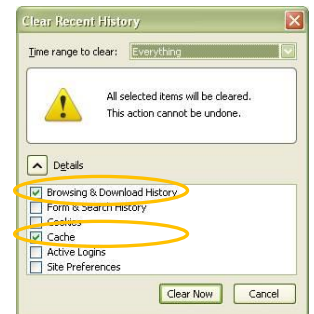


Using Firefox®

If you are using **Firefox®** to access ATS, complete the following steps to delete Temporary Internet Files and History on the day of the release.

Steps

1. With the Firefox browser open, click the drop-down menu, move your cursor over History and select **Clear Recent History**; or Click Tools from the toolbar and select **Clear Recent History**.
2. From the **Time range to clear** drop-down, select **Everything**.
3. Select only **Browsing & Download History** and **Cache**.
4. Click **Clear Now**.
5. When the items are cleared, close **all** Firefox browsers, then reopen Firefox.



Note

Be patient when performing this task, if the **Temporary Internet Files** folder contains a significant amount of web page content, then this process may take several minutes to complete.

Bookmarks and Shortcuts for ATS

We want to take a minute to remind all ATS users that only <https://ats.advantagetitlesearch.com> should be used to access ATS.

If you have any other bookmarks or shortcuts for ATS we ask that delete them from your bookmarks\shortcuts so that only the link above is used.

If you need assistance in making sure you have the correct bookmark\shortcut for ATS please call Customer Care at 855.330.2800, 713.625.2800 or email at customercare@stewart.com.



Note

Logging into ATS via any other means besides <https://ats.advantagetitlesearch.com> will bypass the load balancer and could impact your ability to log into ATS, as well as the load for the ATS servers.

Using only this link will ensure you are directed only to functioning servers as well as balance the number of users on each server. This will help to keep the server speeds functioning at optimal speeds.

Enhancements

The following items were added to Advanced Title Search 8.12.0:

ALL Communities

- As a result of changes on the official websites, or the addition of new websites, changes were made in ATS for the following **Parent Sites**:
 - (Site Changes) *Ohio Fairfield TR, IL Kane RO, TN Shelby TR, TN Wilson RO, CO Weld AO, and FL Seminole TR*
 - (New Site) *FL Highlands TR*
 - (New Site) *FL Nassau AO*
- **TSR Index: Rows Per Page** can now be set to **5000**. This is user controlled and can be changed by following the steps below:
 1. After logging into ATS, go to **My Profile**.
 2. Click **Edit** on the new page that opens and choose **My ATS**.
 3. On the **My ATS tab**, go to the section **TSR Index Settings** and underneath you will find **Rows Per Page**. In the input field, you can change it to a desired value. The highest value allowed is **5000**.

| TSR Index settings | |
|---------------------------------|-------------------------|
| Coloring: | On ▾ |
| Sort by: | Instrument ▾ |
| Rows per page: | 5000 |
| Names case: | Title Case ▾ |
| Name format: | First Middle Last, Sf ▾ |
| Legal case: | Title Case ▾ |
| Vesting case: | No change ▾ |
| Address case: | Title Case ▾ |
| Start View Date: | Default ▾ |
| Search Page Collapsed: | No ▾ |
| View Concatenated Images Order: | Template ▾ |

Press **Apply** located in the upper right hand corner to save. Click the **X** to close this window and then **Close** to close out the Profile window.

- Improvements made to error messages received from **Parent Site** searches. If the message of **Missing Response** is returned, please attempt the search one more time. If this message still occurs, please open a ticket with **Customer Care** and include the **file number**, search that was being done i.e. **book\page, name, or instrument number** so we may investigate.



Note

The following pertain only to those users that are integrated with ResWare.

- **Implemented Interest** dropdown list in ATS. **Interest** selection is available only for orders sent from **ResWare**. It has been added next to **AddInfo** in the description column of the **TSRI**.

| TSRI (found 70 [6/64] documents) Certification Date: 02/23/2018 Effective Date: 02/23/2018 Start View Date: 03/12/19 | | | | | | | | | |
|--|-------|--------------------|-----------------------|---------|---------|--------------------------|-----------------|--------------|-------------------------|
| | DS | DESCRIPTION | Legal | Vesting | AddInfo | DATE | GRANTOR | GRANTEE | TYPE GROUP |
| <input type="checkbox"/> | All | Interest: | FEE SIMPLE | | | | | | |
| <input checked="" type="checkbox"/> | PA gt | PATRIOTS | FEE SIMPLE | | | 03/05/2018 03/05/2018 | Test, Test | Patriots Act | PATRIOTS |
| <input checked="" type="checkbox"/> | PA gt | PATRIOTS | LIFE ESTATE | | | 03/05/2018 03/05/2018 | Ats Qa, Resware | Patriots Act | PATRIOTS |
| <input checked="" type="checkbox"/> | DG | RESULT Description | EASEMENT INTEREST | | | 03/05/2018 03/05/2018 | * | * | OTHER-FIL ResultShee |
| <input type="checkbox"/> | UP | SEARCH Description | FEE | | | 03/05/2018 03/05/2018 | * | * | OTHER-FIL SearchRes |
| <input checked="" type="checkbox"/> | UP | Estate Uploaded | FEE/EASEMENT | | | 03/05/2018 * | * | * | OTHER-FIL Estate |
| | | | PROPRIETARY LEASEHOLD | | | | | | |

- Interest: [Selection available]
 - The selection has the following options:
 - *FEE SIMPLE (default selection if none set)
 - *LEASEHOLD
 - *LIFE ESTATE
 - EASEMENT
 - EASEMENT INTEREST
 - FEE
 - FEE/EASEMENT
 - PROPRIETARY LEASEHOLD



Note

*For ResWare non-E2E, only these options are available.

Fixes

The following items were corrected in Advanced Title Search 8.11.0:

All Communities

- Improvements have been made to the **Update** search process

ST FL Community

- Corrected **Date Range** on the **20 Year Judgment** and **Lien Search** on prior owners. Search will now be 20 years back from the date the search was run, not from when prior owners conveyed title.
- Resolved issue when attempting to save **LIEN Notice of Commencement** from *DG Parent Site* if older than **24 months**.
- Added **Name History** and **Events** in the *SunBiz* parent site in ATS.

ST MO Community

- Improved *MO Platte RO* searches in automatic for **Legal Description Searches**.

ST CO Community

- ATS is now directly integrated with **Title Search**. The parent site in ATS will no longer show up as **TS2** instead of **TS**. There has been some fine tuning done and this is again active in ATS
- Corrected issue occurring while getting images from *Larimer RO* if images were not available via **DG**.

ST TN Community

- Corrected issues regarding **book\page** searches on *TN RO* and *USTS*.
- Corrected issue where **Good Documents** were missing from automatic search in *TN Davidson RO*.

Training

For more information, visit the [Advanced Title Search Training Center](#). This online library consists of recorded webinars and other useful documentation for you to begin or continue to use Advanced Title Search.

Technical Support

For technical support, contact Customer Care at 1.855.330.2800 or customer care@stewart.com.