



Ramquest- Orders Gateway Integration User Guide

1. With your order selected, click on the “Closing Market” icon at the top of the screen (circled below).

The screenshot shows the 'Complete Closing Enterprise 7.3' software interface. The window title is 'Complete Closing Enterprise 7.3 [Order Entry]'. The menu bar includes 'File', 'Data Entry', 'Utilities', 'Window', and 'Help'. The toolbar contains various icons, with the 'Closing Market' icon (a computer monitor) circled in red. The main window displays a search for 'File # 4E402-58' and a search for 'File, Bu, Buyer/Seller'. Below the search bar, there are tabs for 'Main', 'Buyer/Seller', 'Loan', 'Property', 'Misc', and 'Additional Agents'. The main content area shows a list of agents with columns for Name, Address, City, State, Zip, and Category. The 'Files as Buyer' and 'Files as Seller' sections are visible at the bottom, each with a table of file numbers, branches, and registration IDs.

Name	Address	City	State	Zip	Category
FE					
FE ALMARI LLC					
Feagan, Glyn D. and Jennifer K. Feagan, husband and wife	20518 Hilliard Blvd.	Rocky River	OH	44116	
Feagin, Michael E. and Evelyn Feagin, husband and wife	630 Marion Ave.	Interlachen	FL	32148	
Feagins, John M. and Paula J. Feagins, husband and wife					
Feagler, Jamie D.	8 Thurston Drive	Palm Beach Gardens	FL	33418	
Fealy, Cathy J.	18246 Country Squires Ct	Prior Lake	MN	55372	
Feanny, Headley					
Fearing, David B.	4655 Kimberly Drive	Pensacola	FL	32528	
Fearn, Brian	7006 Penny Lane	Ft. Pierce	FL	34951	
Fearn, Jr., William Royde and Donna Hall Fearn, husband and wife	1110 Fernandina Street	Fort Pierce	FL	34949	
Fearn, William R. V	21 Wingham Lane	Ft. Pierce	FL	34949	
Fearon, Belinda L.					
Fears, Ryan J.	6963 Ashton Street	Boynton Beach	FL	33437	
Feaster, Christopher S.					
Feaster, Linda G.	1689 SE Lorraine Street	Port St. Lucie	FL	34952	
Featherman, Victoria	1511 Statorf Drive	Bethlehem	PA	18017	
Featherston, George H. and Fanny C. Featherston, husband and wife	2931 Ashley Dr West,	Uni West Palm Beach	FL	33415	

FileNo	Branch	RegID
57063-58	PNS	5
57063A-58	PNS	5

FileNo	Branch	RegID
--------	--------	-------

2. Select "Stewart" from the list of service providers by clicking "Submit".

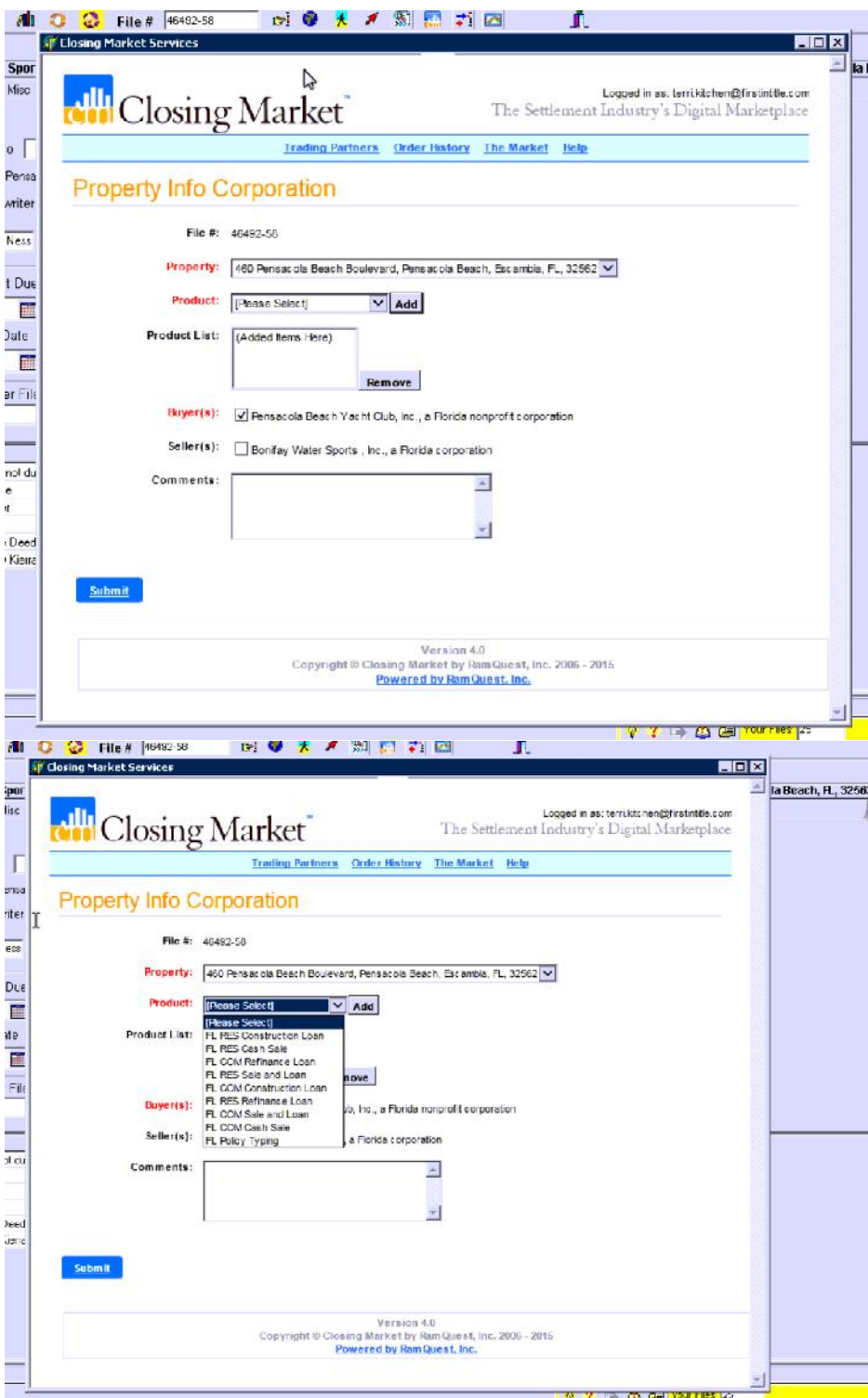
The screenshot shows the 'Closing Market Services' web application interface. The page title is 'Closing Market' with the tagline 'The Settlement Industry's Digital Marketplace'. The user is logged in as 'terrikitchen@firstintitle.com'. The main section is 'Trading Partners' with a sub-section 'My Service Providers'. A table lists 12 service providers, each with a 'Submit' button. The 'Submit' button for 'Property Info' is highlighted with a red box.

Enterprise Name	Service Name	Service Category	Submit
First American	AgentNet	Title	Submit
Fidelity National Title Group - agentTRAX	AgentTRAX	Title	Submit
Old Republic Title Insurance - CPL	Closing Protection Letters	Closing	Submit
Simplifile eRecording	Document Recording	Document Recording	Submit
XML Export	Export Order XML	Title	Submit
Old Republic Title Insurance - ezJacket	ezJacket	Title	Submit
FedEx2	FedEx2 Labels & Tracking	Shipping	Submit
Medallion Analytics	Medallion	HUD	Submit
Property Info Corporation	Property Info	Title Search	Submit
Westcor CPL	Westcor CPL	Closing	Submit
WFG - CPL	WFG	Closing	Submit
WFG Jacket	WFG Jacket	Document Preparation	Submit

Showing 1 to 12 of 12 entries

Version 4.0
Copyright © Closing Market by RamQuest, Inc. 2006 - 2015
Powered by RamQuest, Inc.

3. Add your products by highlighting them on the dropdown and clicking the “Add” button.



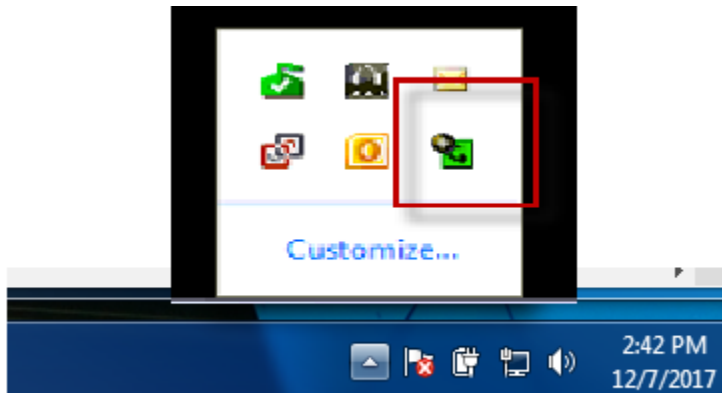
- As you can see, the selected product now shows under "Product List". Once you have confirmed your products and checked your order parties, click "Submit" to send the order to Orders Gateway.

The screenshot shows a web browser window titled "Closing Market Services". The page header includes the "Closing Market" logo and the text "The Settlement Industry's Digital Marketplace". A user is logged in as "terri.kitchen@firstintitle.com". Navigation links for "Trading Partners", "Order History", "The Market", and "Help" are visible. The main content area is titled "Property Info Corporation" and contains the following form fields:

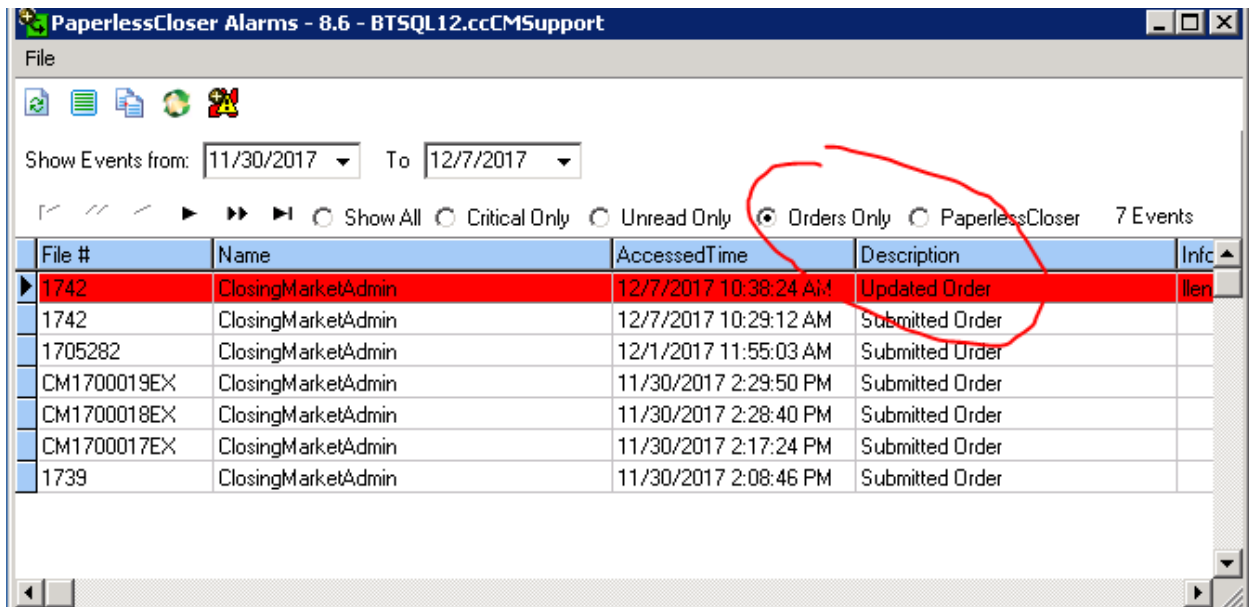
- File #:** 46492-58
- Property:** 460 Pensacola Beach Boulevard, Pensacola Beach, Escambia, FL, 32562
- Product:** FL COM Sale and Loan (with an "Add" button)
- Product List:** FL COM Sale and Loan (with a "Remove" button)
- Buyer(s):** Pensacola Beach Yacht Club, Inc., a Florida nonprofit corporation
- Seller(s):** Bonifay Water Sports, Inc., a Florida corporation
- Comments:** (empty text area)

A red rectangular box highlights the "Submit" button at the bottom left of the form. At the bottom of the page, the footer text reads: "Version 4.0", "Copyright © Closing Market by RamQuest, Inc. 2006 - 2015", and "Powered by RamQuest, Inc.".

5. After you receive the Order Complete notification email from orders gateway you will need to open up the PC closer alarms, there should be an icon for it in the system tray on the windows taskbar. If it is not there you will need to find the Ramquest installation folder and locate PCAlarms, double click it to add it to the system tray. Then Double Click the icon in the system tray to bring up Paperless closer Alarms.



6. Select Orders Only.



7. Locate the file number, the description will show updated order for completed files, double click to open the event/click the Arrow button on the event.

PaperlessCloser Alarms - 8.6 - BTSQL12.ccCMSupport

File

Show Events from: 11/30/2017 To 12/7/2017

Show All
 Critical Only
 Unrea

File #	Name	Access
1742	ClosingMarketAdmin	12/7/2017
1742	ClosingMarketAdmin	12/7/2017
1705282	ClosingMarketAdmin	12/1/2017
CM1700019EX	ClosingMarketAdmin	11/30/2017
CM1700018EX	ClosingMarketAdmin	11/30/2017
CM1700017EX	ClosingMarketAdmin	11/30/2017

8. A window will appear, here you can confirm file data to import. The Pending Data window is information from Orders Gateway, the Current Data is information currently in RamQuest Complete Closing Enterprise. Check the box next to pending data and use the replace button to import into the current file data.

ted user context. Click here to elevate privileges now.

Complete Closing Enterprise - 8.6

File # 607381A17

Maurice William Stephens TO Roger Hayes and Dorothy Murphy: 6775 78th Ave N, Pinellas Park, FL 33781

Commitment/Policy/Border

Commitment/Policy Logging

Standby Fees and Taxes Year 2017

WebAlarms: 607381A17

Match Up: PaperworkPreparedByLawOffice | Match Up: Member | Match Up: BuyerAttorney | Match Up: SellerAttorney | Property | Commitment/Policy

1 Unmatched commitment/policy 1 Matches Found

Pending Data

- Schedule B (R)
- Exceptions
- Legal Descrip
- Current Hold
- Effective Dat: 11/27/2017
- Effective Tim: 12:00
- Effective AM/PM: am
- Interest In Land: FEE SIMPLE

Current Data

- Schedule B (R)
- Exceptions
- Legal Descriptor
- Current Holders
- Effective Date: 11/27/2017
- Effective Time: 08:00
- Effective AM/PM: am
- Interest In Land: Fee Simple

Replace

Select All

Unselect All

Property

Commitment/Policy

60732 taxes

60732 CPL

60715 commitment

Matthew Fendell