



## **Stewart Now Mobile®**

Using Credit Packs and Subscriptions

July 15, 2019

**stewart®**

*Real partners. Real possibilities.™*

# Table of Contents

---

<b>Stewart Now Mobile – Getting Started Guide .....</b>	<b>1</b>
Special Considerations .....	1
How This Works .....	1
<b>Purchasing Credit Packs from Stewart Now Mobile .....</b>	<b>3</b>
<b>Purchasing Subscriptions from Stewart Now Mobile .....</b>	<b>5</b>
<b>Additional Information .....</b>	<b>7</b>
Training .....	7
Technical Support.....	7

# Stewart Now Mobile – Getting Started Guide

---

Use this document to learn more about how to use **Credit Packs** and **Subscriptions** in **Stewart Now Mobile** to unlock and view additional property data such as:

- Transaction History
- Sales Comparables
- Valuations
- Documents (i.e. Last Finance and Transfer)

## Special Considerations

- If you have used a version of **Stewart Now Mobile**, you may have used **Farm Credits**; please note **Credit Packs** and **Subscriptions** will replace these.
- **Credit Packs** and **Subscriptions** do not apply to Stewart employees.

## How This Works

In previous versions, you may have used **Farm Credits** which were purchased individually to unlock individual farms. To expand this feature to cover more data points conveniently, we've changed our credit model to **Credit Packs** and **Subscriptions**.

### Difference Between Farm Credits and Credit Packs and Subscriptions

The biggest difference between **Farm Credits** and **Credit Packs** or **Subscriptions** is that **Credit Packs** and **Subscriptions** contain credits that can be applied to both Smart Farms and Property Data. You will no longer need to make individual purchases per farm – potentially saving you time and money depending on the options you select.

## Credit Packs

**Credit Packs** are a **one-time purchase** that allow you to use credits for unlocking and viewing additional property data on multiple properties at once. For your convenience, credit packs can be purchased directly from within the app, and sold in these increments:

- 300 credits: \$2.99
- 600 credits: \$5.99
- 1500 credits: \$14.99

## Subscriptions

**Subscriptions** are **monthly plans** that allow you to subscribe to purchasing a set number of credits per month based on your individual needs. Similar to other subscription plans, you are billed monthly. Any unused credits from a previous month do roll over to the next month and can be used as needed. Like **Credit Packs**, subscriptions can also be purchased directly from within the app, and are billed accordingly:

- 1000 credits: \$9.99/month
- 2100 credits: \$21.99/month

## Cost of Smart Farms and Property Data

Now that you have an understanding of how **Credit Packs** and **Subscriptions** work, let's look at how much **Smart Farms** and **Property Data** cost to help you determine which may work best for your individual needs:

- Smart Farms: 300 Credits
- Property Data: 15 Credits



---

### Note about Property Data

The cost for property data varies by state. Keep this in mind when making your purchases to determine which plan will work best for you and the market area in which you do business.

## Billing

Any purchases made within the **Stewart Now Mobile App** are tied to the credit card you have on file in either the **Apple App Store** or **Google Play Store** based on your device.

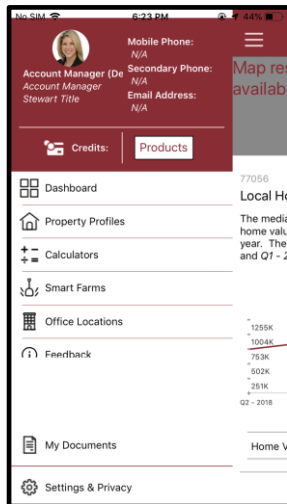
For additional information on how to purchase **Credit Packs and Subscriptions**, continue to the next sections: [Purchasing Credit Packs from Stewart Now Mobile](#) and [Purchasing Subscriptions from Stewart Now Mobile](#).

# Purchasing Credit Packs from Stewart Now Mobile

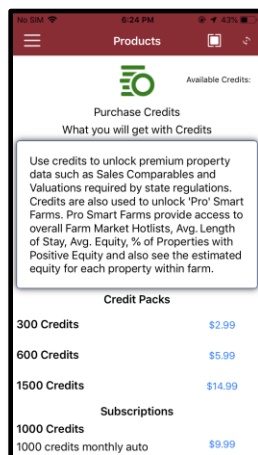
With **Stewart Now Mobile**, it's easy to purchase credits packs; whether you're purchasing for the first time or purchasing additional credits. You'll find this process quick and easy so that you can go back to working in minutes.

## Steps

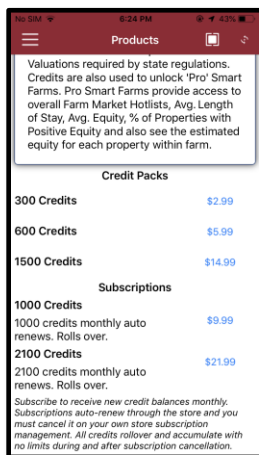
1. Log into **Stewart Now Mobile**.
2. Once logged in, swipe left to right to open the menu on screen or tap the **Menu** icon and select **Products**. The *Products* screen opens.



3. From the *Products* screen, select **Purchase Credits**. Notice credit pack options display.



4. Tap the credit pack you want to purchase. **Purchases** are tied to the credit card you have on file in either the **Apple App Store** or **Google Play Store** based on your device.



5. When finished, simply open the **Menu** and tap **Dashboard** to return to working.

### Additional Information

If this is not the first time you are purchasing credits, you may want to review the following on the *Products* screen to determine what you need:

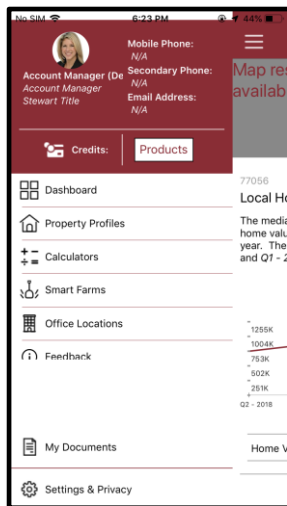
- View your **iCloud/Google Play Billing Information**.
- View your **Available Credits** that can be used for purchasing credits.

# Purchasing Subscriptions from Stewart Now Mobile

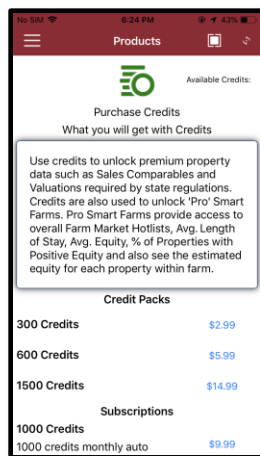
With **Stewart Now Mobile**, it's easy to purchase subscriptions. Setting up a monthly subscription is easy and convenient and takes the hassle out of having to remember to buy credits when needed. This is a one-time setup that is quick and easy to do.

## Steps

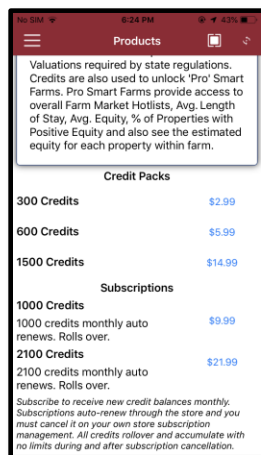
1. Log into **Stewart Now Mobile**.
2. Once logged in, swipe left to right to open the menu on screen or tap the **Menu** icon and select **Products**. The *Products* screen opens.



3. From the *Products* screen, select **Purchase Subscriptions**. Notice subscription options display.



4. Tap the monthly subscription you want to purchase. **Purchases** are tied to the credit card you have on file in either the **Apple App Store** or **Google Play Store** based on your device.



5. When finished, simply open the **Menu** and tap **Dashboard** to return to working.

### Additional Information

If this is not the first time you are purchasing a subscription, you may want to review the following on the *Products* screen to determine what you need:

- View your **iCloud/Google Play Billing Information**.
- View your **Available Credits** that can be used for purchasing credits.



# Additional Information

---

## Training

For additional information, training and documentation about Stewart Now, please see the [Stewart Now BDO Training Center](#) or the customer-facing [Stewart Now Training Center](#).

## Technical Support

For technical support, contact the Stewart Customer Care Center at 1.877.800.3132 or [StewartNowSupport@stewart.com](mailto:StewartNowSupport@stewart.com).