

QUARTERLY STATEMENT

OF THE

STEWART TITLE

INSURANCE COMPANY

of **NEW YORK**

in the state of **NEW YORK**

TO THE

Insurance Department

OF THE

STATE OF

NEW YORK

FOR THE QUARTER ENDED

September 30, 2014

TITLE

2014



51420201420100103

QUARTERLY STATEMENT

AS OF SEPTEMBER 30, 2014
OF THE CONDITION AND AFFAIRS OF THE

Stewart Title Insurance Company

NAIC Group Code	<u>0340</u> , <u>0340</u>	NAIC Company Code	<u>51420</u>	Employer's ID Number	<u>76-0233294</u>
	(Current Period) (Prior Period)				
Organized under the Laws of	<u>United State</u>		State of Domicile or Port of Entry <u>New York</u>		
Country of Domicile	<u>New York</u>				
Incorporated/Organized	<u>October 26, 1987</u>		Commenced Business <u>December 2, 1987</u>		
Statutory Home Office	<u>300 East 42nd Street 10th Floor</u>		<u>New York, NY US 10017</u>		
	(Street and Number)		(City or Town, State, Country and Zip Code)		
Main Administrative Office	<u>300 East 42nd Street 10th Floor</u>		<u>212-922-0050</u>		
	(Street and Number)		(Area Code) (Telephone Number)		
	<u>New York, NY US 10017</u>		<u>212-922-0050</u>		
	(City or Town, State, Country and Zip Code)		(Area Code) (Telephone Number)		
Mail Address	<u>300 East 42nd Street 10th Floor</u>		<u>New York, NY US 10017</u>		
	(Street and Number or P.O. Box)		(City or Town, State, Country and Zip Code)		
Primary Location of Books and Records	<u>300 East 42nd Street 10th Floor</u>		<u>New York, NY US 10017 212-922-0050</u>		
	(Street and Number)		(City or Town, State, Country and Zip Code) (Area Code) (Telephone Number)		
Internet Website Address	<u>www.stewart.com</u>				
Statutory Statement Contact	<u>Emily Thai -DeRago</u>		<u>212-922-0050</u>		
	(Name)		(Area Code) (Telephone Number) (Extension)		
	<u>ethai@stewart.com</u>		<u>212-983-1133</u>		
	(E-Mail Address)		(Fax Number)		

OFFICERS

Chairman of the Board

John Killea

	Name	Title
1.	<u>Julie A. Curlen</u>	<u>President</u>
2.	<u>Jackie Denise Carraux</u>	<u>Secretary</u>
3.	<u>Emily B. Thai -DeRago</u>	<u>Vice President and Treasurer</u>
4.	<u>Milliman</u>	<u>Actuary</u>

VICE-PRESIDENTS

Name	Title	Name	Title
<u>Joseph A. Berryman</u>	<u>Chief Financial Officer</u>	<u>John A. Frates</u>	<u>Executive Vice President</u>
<u>Brian K. Glaze #</u>	<u>Controller</u>	<u>Craig H. Goldenberg</u>	<u>Senior Vice President</u>
<u>John M. Foley</u>	<u>Senior Vice President</u>	<u>Thomas J. Vinci</u>	<u>Senior Vice President</u>
<u>Kimberly A. Allen</u>	<u>Vice President</u>	<u>Kenneth Anderson</u>	<u>Vice President</u>
<u>Barry C. Balonek</u>	<u>Vice President</u>	<u>Paul Bugoni #</u>	<u>Vice President</u>
<u>Kristin V. Bellouny</u>	<u>Vice President</u>	<u>Harold Boxer</u>	<u>Vice President</u>
<u>Genoveva Brown</u>	<u>Vice President</u>	<u>Peter E. Bryant</u>	<u>Vice President</u>
<u>Katherine A. Colucci</u>	<u>Vice President</u>	<u>John Cruz #</u>	<u>Vice President</u>
<u>Joseph C. Decutiis</u>	<u>Vice President</u>	<u>Scott D. Deverell</u>	<u>Vice President</u>
<u>Gelsomina A. Gambardella-Terrasi</u>	<u>Vice President</u>	<u>Richard C. Greiner</u>	<u>Vice President</u>
<u>Peter L. Iannini</u>	<u>Vice President</u>	<u>Richard J. King</u>	<u>Vice President</u>
<u>Paula L. Klein</u>	<u>Vice President</u>	<u>Pamela J. Nestico</u>	<u>Vice President</u>
<u>Norma C. Redditt</u>	<u>Vice President</u>	<u>Henry R. Ruhlandt</u>	<u>Vice President</u>
<u>Vincent A. Sabia</u>	<u>Vice President</u>	<u>Henry Sillcocks</u>	<u>Vice President</u>
<u>Norman J. Sloane</u>	<u>Senior Vice President</u>	<u>Deborah Voytovich #</u>	<u>Vice President</u>

DIRECTORS OR TRUSTEES

<u>Glenn Clements</u>	<u>Julie A. Curlen</u>	<u>George Houghton</u>	<u>John L. Killea</u>
<u>Matthew J. Leeds</u>	<u>Richard A. Nardi</u>	<u>Steven Lessack</u>	

State of New York

County of New York ss

The officers of this reporting entity being duly sworn, each depose and say that they are the described officers of said reporting entity, and that on the reporting period stated above, all of the herein described assets were the absolute property of the said reporting entity, free and clear from any liens or claims thereon, except as herein stated, and that this statement, together with related exhibits, schedules and explanations therein contained, annexed or referred to, is a full and true statement of all the assets and liabilities and of the condition and affairs of the said reporting entity as of the reporting period stated above, and of its income and deductions therefrom for the period ended, and have been completed in accordance with the NAIC Annual Statement Instructions and Accounting Practices and Procedures manual except to the extent that: (1) state law may differ; or, (2) that state rules or regulations require differences in reporting not related to accounting practices and procedures, according to the best of their information, knowledge and belief, respectively. Furthermore, the scope of this attestation by the described officers also includes the related corresponding electronic filing with the NAIC, when required, that is an exact copy (except for formatting differences due to electronic filing) of the enclosed statement. The electronic filing may be requested by various regulators in lieu of or in addition to the enclosed statement.

<u>(Signature)</u>	<u>(Signature)</u>	<u>(Signature)</u>
<u>Julie A. Curlen</u>	<u>John Frates</u>	<u>Emily B. Thai -DeRago</u>
<u>(Printed Name)</u>	<u>(Printed Name)</u>	<u>(Printed Name)</u>
<u>1.</u>	<u>2.</u>	<u>3.</u>
<u>President</u>	<u>Executive Vice President</u>	<u>Vice President and Treasurer</u>
<u>(Title)</u>	<u>(Title)</u>	<u>(Title)</u>

Subscribed and sworn to before me this _____ day of _____, 2014

- a. Is this an original filing? Yes No
- b. If no: 1. State the amendment number _____
2. Date filed _____
3. Number of pages attached _____

ASSETS

	Current Statement Date			4 December 31 Prior Year Net Admitted Assets
	1 Assets	2 Nonadmitted Assets	3 Net Admitted Assets (Cols. 1 - 2)	
1. Bonds	89,066,943		89,066,943	84,030,868
2. Stocks:				
2.1 Preferred stocks				
2.2 Common stocks				
3. Mortgage loans on real estate:				
3.1 First liens				
3.2 Other than first liens				
4. Real estate:				
4.1 Properties occupied by the company (less \$ 0 encumbrances)	1,074,578		1,074,578	1,127,438
4.2 Properties held for the production of income (less \$ 0 encumbrances)				
4.3 Properties held for sale (less \$ 0 encumbrances)				
5. Cash (\$ 8,418,319), cash equivalents (\$ 0), and short-term investments (\$ 0)	8,418,319		8,418,319	11,864,783
6. Contract loans (including \$ 0 premium notes)				
7. Derivatives				
8. Other invested assets	112,414		112,414	61,021
9. Receivables for securities				
10. Securities lending reinvested collateral assets				
11. Aggregate write-ins for invested assets				
12. Subtotals, cash and invested assets (Lines 1 to 11)	98,672,254		98,672,254	97,084,110
13. Title plants less \$ 0 charged off (for Title insurers only)	526,282		526,282	709,649
14. Investment income due and accrued	947,118		947,118	1,082,274
15. Premiums and considerations:				
15.1 Uncollected premiums and agents' balances in the course of collection	5,415,705	595,366	4,820,339	4,363,751
15.2 Deferred premiums, agents' balances and installments booked but deferred and not yet due (including \$ 0 earned but unbilled premiums)				
15.3 Accrued retrospective premiums				
16. Reinsurance:				
16.1 Amounts recoverable from reinsurers				
16.2 Funds held by or deposited with reinsured companies				
16.3 Other amounts receivable under reinsurance contracts	24,565		24,565	32,952
17. Amounts receivable relating to uninsured plans				
18.1 Current federal and foreign income tax recoverable and interest thereon				
18.2 Net deferred tax asset	5,626,019	2,749,108	2,876,911	3,063,258
19. Guaranty funds receivable or on deposit				
20. Electronic data processing equipment and software	52,851		52,851	68,080
21. Furniture and equipment, including health care delivery assets (\$ 0)	435,636	435,636		
22. Net adjustment in assets and liabilities due to foreign exchange rates				
23. Receivables from parent, subsidiaries and affiliates	4,729		4,729	
24. Health care (\$ 0) and other amounts receivable				
25. Aggregate write-ins for other than invested assets	1,741,516	1,439,938	301,578	253,125
26. Total assets excluding Separate Accounts, Segregated Accounts and Protected Cell Accounts (Lines 12 to 25)	113,446,675	5,220,048	108,226,627	106,657,199
27. From Separate Accounts, Segregated Accounts and Protected Cell Accounts				
28. Total (Lines 26 and 27)	113,446,675	5,220,048	108,226,627	106,657,199

DETAILS OF WRITE-IN LINES				
1101.				
1102.				
1103.				
1198. Summary of remaining write-ins for Line 11 from overflow page				
1199. Totals (Lines 1101 through 1103 plus 1198) (Line 11 above)				
2501. Prepays	1,439,938	1,439,938		
2502. Deposits	235,536		235,536	179,710
2503. Goodwill	54,356		54,356	62,790
2598. Summary of remaining write-ins for Line 25 from overflow page	11,686		11,686	10,625
2599. Totals (Lines 2501 through 2503 plus 2598) (Line 25 above)	1,741,516	1,439,938	301,578	253,125

LIABILITIES, SURPLUS AND OTHER FUNDS

	1	2
	Current Statement Date	December 31 Prior Year
1. Known claims reserve	11,164,303	9,714,527
2. Statutory premium reserve	47,121,724	45,427,068
3. Aggregate of other reserves required by law		
4. Supplemental reserve		
5. Commissions, brokerage and other charges due or accrued to attorneys, agents and real estate brokers		
6. Other expenses (excluding taxes, licenses and fees)	2,586,601	3,342,617
7. Taxes, licenses and fees (excluding federal and foreign income taxes)	(205,700)	172,572
8.1 Current federal and foreign income taxes (including \$ 0 on realized capital gains (losses))	9,145,115	5,803,396
8.2 Net deferred tax liability		
9. Borrowed money \$ 0 and interest thereon \$ 0		
10. Dividends declared and unpaid		
11. Premiums and other consideration received in advance		
12. Unearned interest and real estate income received in advance		
13. Funds held by company under reinsurance treaties		
14. Amounts withheld or retained by company for account of others		
15. Provision for unauthorized and certified reinsurance		
16. Net adjustments in assets and liabilities due to foreign exchange rates		
17. Drafts outstanding		
18. Payable to parent, subsidiaries and affiliates	515,876	447,401
19. Derivatives		
20. Payable for securities		
21. Payable for securities lending		
22. Aggregate write-ins for other liabilities	281,810	256,119
23. Total liabilities (Lines 1 through 22)	70,609,729	65,163,700
24. Aggregate write-ins for special surplus funds		
25. Common capital stock	1,100,000	1,100,000
26. Preferred capital stock		
27. Aggregate write-ins for other than special surplus funds		
28. Surplus notes		
29. Gross paid in and contributed surplus	23,770,650	23,770,650
30. Unassigned funds (surplus)	12,746,248	16,622,849
31. Less treasury stock, at cost:		
31.1 0 shares common (value included in Line 25 \$ 0)		
31.2 0 shares preferred (value included in Line 26 \$ 0)		
32. Surplus as regards policyholders (Lines 24 to 30 less 31)	37,616,898	41,493,499
33. Totals (Page 2, Line 28, Col. 3)	108,226,627	106,657,199

DETAILS OF WRITE-INS		
0301.		
0302.		
0303.		
0398. Summary of remaining write-ins for Line 03 from overflow page		
0399. Totals (Lines 0301 through 0303 plus 0398) (Line 03 above)		
2201. Deferred Rents	281,810	256,119
2202.		
2203.		
2298. Summary of remaining write-ins for Line 22 from overflow page		
2299. Totals (Lines 2201 through 2203 plus 2298) (Line 22 above)	281,810	256,119
2401.		
2402.		
2403.		
2498. Summary of remaining write-ins for Line 24 from overflow page		
2499. Totals (Lines 2401 through 2403 plus 2498) (Line 24 above)		
2701.		
2702.		
2703.		
2798. Summary of remaining write-ins for Line 27 from overflow page		
2799. Totals (Lines 2701 through 2703 plus 2798) (Line 27 above)		

OPERATIONS AND INVESTMENT EXHIBIT

STATEMENT OF INCOME	1 Current Year To Date	2 Prior Year To Date	3 Prior Year Ended December 31
OPERATING INCOME			
1. Title insurance and related income:			
1.1 Title insurance premiums earned	148,408,593	146,064,162	201,281,642
1.2 Escrow and settlement services	141,702	117,375	161,284
1.3 Other title fees and service charges	10,045,725	8,685,875	13,295,889
2. Aggregate write-ins for other operating income			
3. Total Operating Income (Lines 1 through 2)	158,596,020	154,867,412	214,738,815
EXPENSES:			
4. Losses and loss adjustment expenses incurred	7,130,264	5,033,876	6,697,662
5. Operating expenses incurred	145,262,623	142,965,808	195,850,579
6. Aggregate write-ins for other operating expenses			
7. Total Operating Expenses	152,392,887	147,999,684	202,548,241
8. Net operating gain or (loss) (Lines 3 minus 7)	6,203,133	6,867,728	12,190,574
INVESTMENT INCOME			
9. Net investment income earned	2,493,263	2,347,753	3,017,739
10. Net realized capital gains (losses) less capital gains tax of \$	255,532	695,707	697,503
11. Net investment gain (loss) (Lines 9 + 10)	2,748,795	3,043,460	3,715,242
OTHER INCOME			
12. Aggregate write-ins for miscellaneous income or (loss) or other deductions	67,421	18,421	27,959
13. Net income, after capital gains tax and before all other federal income taxes (Lines 8 + 11 + 12)	9,019,349	9,929,609	15,933,775
14. Federal and foreign income taxes incurred	3,204,124	4,018,564	6,414,896
15. Net income (Lines 13 minus 14)	5,815,225	5,911,045	9,518,879
CAPITAL AND SURPLUS ACCOUNT			
16. Surplus as regards policyholders, December 31 prior year	41,493,499	31,139,728	31,139,728
17. Net income (from Line 15)	5,815,225	5,911,045	9,518,879
18. Change in net unrealized capital gains or (losses) less capital gains tax of \$	51,393	(67,769)	(67,769)
19. Change in net unrealized foreign exchange capital gain (loss)			
20. Change in net deferred income taxes	(274,301)	228,101	918,505
21. Change in nonadmitted assets	1,115,419	(588,428)	(15,844)
22. Change in provision for unauthorized and certified reinsurance			
23. Change in supplemental reserves			
24. Change in surplus notes			
25. Cumulative effect of changes in accounting principles			
26. Capital Changes:			
26.1 Paid in			
26.2 Transferred from surplus (Stock Dividend)			
26.3 Transferred to surplus			
27. Surplus Adjustments:			
27.1 Paid in			
27.2 Transferred to capital (Stock Dividend)			
27.3 Transferred from capital			
28. Dividends to stockholders	(10,000,000)		
29. Change in treasury stock			
30. Aggregate write-ins for gains and losses in surplus	(584,337)		
31. Change in surplus as regards policyholders for the year (Lines 17 through 30)	(3,876,601)	5,482,949	10,353,771
32. Surplus as regards policyholders as of statement date (Lines 16 plus 31)	37,616,898	36,622,677	41,493,499

DETAILS OF WRITE-IN LINES			
0201.			
0202.			
0203.			
0298. Summary of remaining write-ins for Line 02 from overflow page			
0299. Totals (Lines 0201 through 0203 plus 0298) (Line 02 above)			
0601.			
0602.			
0603.			
0698. Summary of remaining write-ins for Line 06 from overflow page			
0699. Totals (Lines 0601 through 0603 plus 0698) (Line 06 above)			
1201. Miscellaneous	67,421	18,421	27,959
1202.			
1203.			
1298. Summary of remaining write-ins for Line 12 from overflow page			
1299. Totals (Lines 1201 through 1203 plus 1298) (Line 12 above)	67,421	18,421	27,959
3001. Prior year adjustment	(584,337)		
3002.			
3003.			
3098. Summary of remaining write-ins for Line 30 from overflow page			
3099. Totals (Lines 3001 through 3003 plus 3098) (Line 30 above)	(584,337)		

CASH FLOW

Cash from Operations	1	2	3
	Current Year To Date	Prior Year To Date	Prior Year Ended December 31
1. Premiums collected net of reinsurance	150,383,254	147,758,398	203,679,639
2. Net investment income	3,505,683	3,045,437	3,846,797
3. Miscellaneous income	9,788,530	8,749,070	13,660,965
4. Total (Lines 1 to 3)	163,677,467	159,552,905	221,187,401
5. Benefit and loss related payments	5,679,622	6,018,614	7,543,621
6. Net transfers to Separate Accounts, Segregated Accounts and Protected Cell Accounts			
7. Commissions, expenses paid and aggregate write-ins for deductions	145,923,997	142,056,112	194,469,956
8. Dividends paid to policyholders			
9. Federal and foreign income taxes paid (recovered) net of \$ 0 tax on capital gains (losses)		1,744,938	1,744,938
10. Total (Lines 5 through 9)	151,603,619	149,819,664	203,758,515
11. Net cash from operations (Line 4 minus Line 10)	12,073,848	9,733,241	17,428,886
Cash from Investments			
12. Proceeds from investments sold, matured or repaid:			
12.1 Bonds	16,790,500	12,697,565	14,401,716
12.2 Stocks			
12.3 Mortgage loans			
12.4 Real estate			
12.5 Other invested assets	125,479	133,300	133,300
12.6 Net gains (or losses) on cash, cash equivalents and short-term investments			
12.7 Miscellaneous proceeds			
12.8 Total investment proceeds (Lines 12.1 to 12.7)	16,915,979	12,830,865	14,535,016
13. Cost of investments acquired (long-term only):			
13.1 Bonds	22,436,291	21,865,171	24,463,713
13.2 Stocks			
13.3 Mortgage loans			
13.4 Real estate		(2,400)	808
13.5 Other invested assets			
13.6 Miscellaneous applications			
13.7 Total investments acquired (Lines 13.1 to 13.6)	22,436,291	21,862,771	24,464,521
14. Net increase (or decrease) in contract loans and premium notes			
15. Net cash from investments (Line 12.8 minus Line 13.7 and Line 14)	(5,520,312)	(9,031,906)	(9,929,505)
Cash from Financing and Miscellaneous Sources			
16. Cash provided (applied):			
16.1 Surplus notes, capital notes			
16.2 Capital and paid in surplus, less treasury stock			
16.3 Borrowed funds			
16.4 Net deposits on deposit-type contracts and other insurance liabilities			
16.5 Dividends to stockholders	10,000,000		
16.6 Other cash provided (applied)			
17. Net cash from financing and miscellaneous sources (Line 16.1 through Line 16.4 minus Line 16.5 plus Line 16.6)	(10,000,000)		
RECONCILIATION OF CASH, CASH EQUIVALENTS AND SHORT-TERM INVESTMENTS			
18. Net change in cash, cash equivalents and short-term investments (Line 11, plus Lines 15 and 17)	(3,446,464)	701,335	7,499,381
19. Cash, cash equivalents and short-term investments:			
19.1 Beginning of year	11,864,783	4,365,402	4,365,402
19.2 End of period (Line 18 plus Line 19.1)	8,418,319	5,066,737	11,864,783

Note: Supplemental disclosures of cash flow information for non-cash transactions:

20.0001			
20.0002			
20.0003			

NOTES TO FINANCIAL STATEMENTS

1. Accounting Practices

A. The financial statements of Stewart Title Insurance Company are presented on the basis of accounting practices prescribed or permitted by the New York Department of Insurance.

The New York Department of Insurance recognizes statutory accounting practices prescribed or permitted by the State of New York for determining and reporting the financial condition and results of operations of a title insurance company, for determining its solvency under the New York Insurance Law. The National Association of Insurance Commissioners' (the NAIC) *Accounting Practices and Procedures* manual, version effective January 1, 2001 (NAIC SAP) has been adopted as a component of prescribed or permitted practices by the State of New York. The state has adopted certain prescribed accounting practices, which differ from those found in NAIC SAP, in accordance with Regulation 172 of the New York State Insurance Law.

A reconciliation of the Company's net income and capital and surplus between NAIC SAP and practices prescribed and permitted by the State of New York is shown below:

	9/30/2014	12/31/2013
1 Net Income New York Basis	5,815,225	9,518,879
2 State Prescribed/Permitted Practices (Income)		
Title Plant Amortization, net of tax	119,188	165,638
Release of statutory premium reserve, net of tax	814,633	870,731
	6,749,046	10,555,248
3 Net Income, NAIC SAP		
4 Statutory Surplus, New York basis	37,616,898	41,493,499
5 State Prescribed/Permitted Practices (Surplus)		
Title Plants Amortization, net of Tax	3,168,249	3,049,061
Release of statutory premium reserve	15,619,897	14,805,264
	56,405,044	59,347,824
6 Statutory Surplus, NAIC SAP		

B. Use of Estimates in the Preparation of the Financial Statements

The preparation of financial statements in conformity with Statutory Accounting Principles requires management to make estimates and assumptions that affect the reported amounts of assets and liabilities. It also requires disclosure of contingent assets and liabilities at the date of the financial statements and the reported amounts of revenue and expenses during the period. Actual results could differ from those estimates.

C. Accounting Policies

Revenue recognition and related expenses - Premiums are earned at the time the policies are issued. Premiums on title insurance policies written by agents are recognized primarily when policies are reported to the Company. The Company also accrues for unreported policies where reasonable estimates can be made based on historical reporting patterns of agents, current trends and known information about agents. The Company assumed and ceded reinsurance with various title companies, on an individual basis, utilizing standard facultative agreements provided by the American Land Title Association and also has one excess reinsurance agreements wherein the Company assumes liability automatically under the terms of the treaty. Statutory Premium Reserves (SPR) are established to protect title insurance policyholders in the event of insolvency or dissolution of a title insurer. SPR is computed based on Section 6405(a)(1) of the New York Insurance Law. Expenses incurred in connection with issuing the policies are charged to operations as an expense for premiums retained by agents.

In addition, the company uses the following accounting policies:

- (1) Short-term investments are stated at cost.
- (2) Bonds not backed by other loans are stated at amortized cost using the scientific method.
- (3) Investments in Common stocks. – None
- (4) Investments in Preferred stock, excluding investments in preferred stock of subsidiary, controlled, or affiliated entities - None.
- (5) Mortgage loans. - None
- (6) Loan-backed securities- None

NOTES TO FINANCIAL STATEMENTS

- (7) Investments in subsidiaries controlled and affiliated companies. – The company has ownership in one subsidiary. This investment is valued based on the equity method. .
- (8) Investments in joint ventures, partnerships and liability companies - None
- (9) Derivatives - None
- (10) Utilization of anticipated investment income used as a factor in the premium deficiency calculation.-None
- (11) Unpaid losses and loss adjustment expenses include an amount for known claims and a formula-driven statutory premium reserve. Known claim reserves consist of a reserve for payment of the loss and costs of defense of the insured and other costs expected to be paid to other parties in the defense, settlement, or processing of the claim under the terms of the title insurance policy for each specific known claim.

A statutory premium reserve is based on Section 6405 (a)(1) of the New York Insurance Law. Section 6405(a)(1) requires the Company to reserve an amount equal to one dollar fifty cents for each risk assumed under a binder or policy of insurance or any certificate or agreement issued under either of them, plus one-eightieth of one percent of the face amount of insurance effected thereby and three percent of the gross fees and premiums received by it for guaranteed certificates of title, guaranteed searches and guaranteed abstracts of title. The reserve is subsequently reduced by 5% of the addition in the first year succeeding the year of addition, and 5% every year thereafter.

- (12) The Company has not modified its capitalization policy from the prior period.

2. Accounting Changes and Corrections of Errors

- A. The Company discovered an error in reporting of the net deferred tax asset. In the prior year, the net deferred tax asset was overstated by \$584,337. The correction was made on the Operations and Investment Exhibit page 4, line 30 to decrease surplus in the amount of \$584,337.
- B. The Company prepares its statutory financial statements in conformity with accounting practices prescribed or permitted by the State of New York. Effective January 1, 2001, the State of New York required that insurance companies domiciled in the State of New York prepare their statutory basis financial statements in accordance with the NAIC *Accounting Practices and Procedures* manual subject to any deviations prescribed or permitted by the State of New York insurance commissioner.

Accounting changes adopted to conform to the provisions of the NAIC *Accounting Practices and Procedures* manual are reported as changes in accounting principles. The cumulative effect of changes in accounting principles is reported as an adjustment to unassigned funds (surplus) in the period of the change in accounting principle. The cumulative effect is the difference between the amount of capital and surplus at the beginning of the year and the amount of capital and surplus that would have been reported at that date if the new accounting principles had been applied retroactively for all prior periods.

3. Business Combinations and Goodwill

The Company merged with Monroe Title Insurance Corporation on May 12, 2009. The transaction was accounted for as a statutory merger. Previously, Monroe Title Insurance Corporation was a wholly-owned subsidiary of the Company and was accounted for using the statutory purchase method. The Company recognized the investment in the subsidiary in accordance with SSAP 88, section (b) (i) of the NAIC Accounting Practices and Procedures Manual. The prior years' amounts are stated as if the merger was in effect for the full calendar year 2009.

4. Discontinued Operations – Not Applicable

5. Investments

- A. Mortgage Loans, including Mezzanine Real Estate Loans - Not Applicable
- B. Debt Restructuring- Not Applicable
- C. Reverse Mortgages – Not Applicable
- D. Loan-Backed Securities – Not Applicable
- E. Repurchase Agreements and /or Securities Lending Transactions – Not Applicable
- F. Real Estate – The Company has reported values of \$1,074,578 in real estate.
- G. Investments in low-income housing tax credits (LIHTC) – Not Applicable

6. Joint Ventures, Partnerships and Limited Liability Companies

- A. The Company has no investments in Joint Ventures, Partnerships or Limited Liability

NOTES TO FINANCIAL STATEMENTS

Companies that exceed 10% of its admitted assets

- B. The Company did not recognize any impairment write down for its investment in Joint Ventures, Partnerships and Limited Liability Company during this statement period.

7. Investment Income

1. Due and accrued income is excluded from surplus on the following bases:

All investment income due and accrued has been admitted.

2. The total amount excluded was \$ 0.

8. Derivative Instruments – Not Applicable

9. Income Taxes

The 12/31/13 and 09/30/14 balances are calculated and presented pursuant to SSAP 101.

A. Components of the net deferred income tax asset or net deferred tax liability;	9/30/2014			12/31/2013			Change	Change	Change
	Ordinary	Capital	Total	Ordinary	Capital	Total	Ordinary	Capital	Total
1									
(a) Total gross deferred tax assets	6,749,837	46,669	6,796,506	6,484,658	0	6,484,658	265,179	46,669	311,848
(b) Statutory Valuation Allowance Adjustments	0	0	0	0	0	0	0	0	0
(c) Adjusted gross deferred tax assets (1a-1b)	6,749,837	46,669	6,796,506	6,484,658	0	6,484,658	265,179	46,669	311,848
(d) Deferred tax assets nonadmitted	(2,702,439)	(46,669)	(2,749,108)	(2,837,064)	0	(2,837,064)	134,625	(46,669)	87,956
(e) Subtotal net admitted deferred tax assets	4,047,398	0	4,047,398	3,647,594	0	3,647,594	399,804	0	399,804
(f) Deferred tax liabilities	(1,170,487)	0	(1,170,487)	(584,337)	0	(584,337)	(586,150)	0	(586,150)
(g) Net admitted deferred tax assets (net deferred tax liabilities)	2,876,911	0	2,876,911	3,063,258	0	3,063,258	(186,346)	0	(186,346)
2									
Admission Calculation Components									
Federal income taxes paid in prior years recoverable through loss carrybacks (11a)	2,425,054	0	2,425,054	0	0	0	2,425,054	0	2,425,054
Adjusted gross DTAs expected to be realized after application of the threshold limitations (Lesser of 11bi or 11bij)									
1 Adjusted gross DTAs expected to be realized following the balance sheet date (11bi)	451,857	0	451,857	3,063,258	0	3,063,258	N/A	N/A	(2,611,401)
2 Adjusted gross DTAs allowed per limitation threshold (11bij)	5,764,536	0	5,764,536	0	0	5,764,536	N/A	N/A	0
Lesser of (b)1. or (b)2.	451,857	0	451,857	3,063,258	0	3,063,258	(2,611,401)	0	(2,611,401)
Adjusted gross DTAs offset by gross DTLs (11c)	1,170,487	0	1,170,487	0	0	0	1,170,487	0	1,170,487
Deferred Tax Assets Admitted as the result of application of SSAP No. 101 (Total 2(a)+2(b)+2(c))	4,047,398	0	4,047,398	3,063,258	0	3,063,258	984,140	0	984,140
3									
Disclosure of ratios used for threshold limitation (for 11b);									
(a) Ratio percentage used to determine recovery period and threshold limitation amount in 2(b)1 above				15%			15%		0%
Other Non-RBC Reporting Entities				Adj Gross DTA/Adj Capital & Surplus %			16%		-1%
(b) Amount of adjusted capital and surplus used to determine recovery period threshold limitation in 2(b)2				44,290,572			38,430,241		5,860,331
4									
Impact of Tax Planning Strategies On the Determination of:									
		9/30/2014			12/31/2013			Change	
	Ordinary	Capital	Total	Ordinary	Capital	Total	Ordinary	Capital	Total
	Percentage	Percentage	Percentage	Percentage	Percentage	Percentage	Percentage	Percentage	Percentage
(a) Adjusted Gross Deferred Tax Assets (Percentage of Total Adjusted Gross Deferred Tax Assets)	N/A	N/A	0%	N/A	N/A	0%	N/A	N/A	0.00%
(b) Net Admitted Adjusted Gross Deferred Tax Assets- (Percentage of Total Net Admitted Adjusted Gross Deferred Tax Assets)	N/A	N/A	0%	N/A	N/A	0%	N/A	N/A	0.00%
(c) The Company's tax-planning strategies include/do not include the use of reinsurance tax-planning strategies.									
Does the Company's tax-planning strategies include the use of reinsurance? Yes ___ No <u>X</u> ___									

B. Unrecognized deferred tax liabilities

- (1) There are no temporary differences for which deferred tax liabilities are not recognized.
- (2) The cumulative amount of each type of temporary difference is _____ 0 _____.
- (3) The amount of unrecognized DTL for temporary differences related to investments in foreign subsidiaries and foreign corporate joint ventures that are essentially permanent in duration (or a statement that a determination is not practicable).
- (4) The amount of the DTL for temporary differences other than those in item (3) above that is not recognized is _____ 0 _____.

NOTES TO FINANCIAL STATEMENTS

C. The significant components of income taxes incurred (i.e. current income taxes expenses) and the changes in DTAs and DTLs include;

1 Current tax expense incurred	9/30/2014	12/31/2013	Change
(a) Current year federal tax expense (benefit)- ordinary income	3,675,450	6,414,896	(2,739,446)
(b) Current year foreign tax expense (benefit)- ordinary income	0	0	0
(c) Subtotal	3,675,450	6,414,896	(2,739,446)
(d) Current year tax expense (benefit) - net realized capital gains(losses)	137,595	0	137,595
(e) Utilization of operating loss carry forwards	0	0	0
(e) Utilization of capital loss carry forwards	0	0	0
(f) 2013 Return to Provision	(471,326)	0	(471,326)
(g) Federal and foreign income taxes incurred	3,341,719	6,414,896	(3,073,177)

2 Deferred income tax assets and liabilities consist of the following major components:

	9/30/2014	12/31/2013	Change
Deferred tax assets:			
Ordinary			
Dis counting Statutory Premium Reserve	3,389,460	3,325,552	63,908
Dis counting Loss Reserve	94,661	84,121	10,540
Fixed ass ets	634,137	334,488	299,649
Accruals	824,233	905,864	(81,631)
Intangible Ass ets	942,518	910,260	32,258
Other Receivables	0	1,641	(1,641)
Nonadmitted Ass ets	864,829	922,732	(57,903)
Other Receivables	0	0	0
Valuation Allowance	0	0	0
Subtotal	6,749,837	6,484,658	265,179
Nonadmitted ordinary deferred tax ass ets	(2,702,439)	(2,837,064)	134,625
Admitted ordinary deferred tax ass ets	4,047,398	3,647,594	399,804
Capital			
Investments	46,669	0	46,669
Subtotal	46,669	0	46,669
Nonadmitted capital deferred tax ass ets	(46,669)	0	(46,669)
Admitted capital deferred tax ass ets	0	0	0
Admitted deferred tax ass ets	4,047,398	3,647,594	399,804
3 Deferred tax liabilities:			
Ordinary			
Fixed Ass ets – Depreciation	(520,728)	(184,013)	(336,715)
Bonus Accrual Section 481(a) adjustment	(649,760)	(400,324)	(249,436)
Other (separately dis close items >5%)	0	0	0
Subtotal	(1,170,487)	(584,337)	(586,150)
Capital			
Subtotal	0	0	0
Deferred tax liabilities	(1,170,487)	(584,337)	(586,150)
4 Net deferred tax ass et (liability)	2,876,911	3,063,257	(186,346)

The change in the net deferred income taxes is comprised of the following (this analysis is exclusive of the nonadmitted DTAs as the Change in Nonadmitted Assets is reported separately from the Change in Net Deferred Income Taxes in the surplus section of the Annual Statement);

	9/30/2014	12/31/2013	Change
Total deferred tax assets	6,796,506	6,484,658	311,848
Total deferred tax liabilities	(1,170,487)	(584,337)	(586,150)
Net deferred tax assets/liabilities	5,626,019	5,900,321	(274,302)
Statutory valuation allowance adjustment	0	0	0
Net deferred tax assets/liabilities after SVA	5,626,019	5,900,321	(274,302)
Tax effect of unrealized gains/(losses)	0	0	0
Statutory valuation allowance adjustment allocated to unrealized	0	0	0
Change in net deferred income tax	5,626,019	5,900,321	(274,302)

NOTES TO FINANCIAL STATEMENTS

D. Reconciliation of federal income tax rate to actual effective rate:

The provision for federal income taxes incurred is different from that which would be obtained by applying the statutory federal income tax rate to income before income taxes. The significant items causing this difference are as follows;

	<u>9/30/2014</u>	<u>12/31/2013</u>
Income before taxes	9,156,945	15,933,775
	0.35	0.35
	3,204,931	5,576,821
Tax-exempt interest	(126,989)	(128,130)
Nondeductible Expenses	517,339	557,408
Change in Deferred Taxes on Non-Admitted Assets	41,069	74,628
True-up for prior year taxes	(69,048)	0
Other Balance Sheet Adjustments	48,720	0
Total	3,616,021	6,080,727
Federal and foreign income taxes incurred	3,341,719	6,414,896
Change in net deferred taxes	274,302	(334,169)
Total statutory taxes	3,616,021	6,080,727

E. Carryforward, recoverable taxes and IRC section 6603 deposits;

As of September 30, 2014, there are no net operating loss, net capital loss or tax credit carryforwards available for tax purposes.

The amount of Federal income taxes incurred that are available for recoupment in the event of future net losses are:

	Ordinary	Capital	Total
2014	3,813,044		3,813,044
2013	5,943,570		5,943,570
2012	3,118,238		3,118,238

The aggregate amount of deposits admitted under Section 6603 of the Internal Revenue Code are -0-.

F. Consolidated federal income tax return

The Company's federal income tax return is consolidated with Stewart Information Services Corporation and Subsidiaries. The method of allocation is detailed in the Eighth Restated Consolidated Federal Income Tax Return Settlement Agreement effective for the tax year 2011 and subsequent years. Such Agreement was filed previously with the New York Insurance Department.

SISCO's (and therefore the Company's) federal income tax returns open to examination are for calendar years 2008, 2011, 2012 and 2013. During January 2014, SISCO received notification from the Internal Revenue Service (IRS) that its 2012 tax return is under examination. No adjustments have been received from the IRS and none are expected at this time.

10. Information Concerning Parent, Subsidiaries, Affiliates and Other Related Parties

The Company paid a dividend of \$10,000,000 to the parent company, Stewart Title Guaranty Company on July 29, 2014.

Amounts due from and amounts payable to related party at September 30, 2014 is \$29,294 and \$515,876 respectively. The terms of the settlement require that these amounts are settled within 30 or 60 days.

All outstanding shares of the Company are owned by Stewart Title Guaranty Company, an insurance company domiciled in the State of Texas.

The Company has entered into a cost allocation agreement with Stewart Title Guaranty Company dated July 1, 2012. Such agreement was filed with the New York State Department of Financial Services on August 20, 2012.

11. Debt – Not Applicable

12. Retirement Plans, Deferred Compensation, Post-employment Benefits and Compensated Absences and Other Postretirement Benefit Plans

A. Defined Benefit Plan - None

B. The Company sponsors a defined contribution benefit plan in which all employees and its participating subsidiaries are eligible to participate upon their date of hire.

In general, a participant in the defined contribution plan may elect to defer on a tax-free basis, in accordance with Section 401(k) of the Internal Revenue Code, a specified percentage of their compensation. Contribution by participants whose compensation is in the highly compensated group of all employees are subject to certain additional limitations under Section 401(k) of the Internal Revenue Code. Deferred compensation is contributed to a trust managed for the benefit of the participants. The Plan also offers a Roth 401(k) feature where the participant can choose to make after-tax contributions.

At September 30, 2014 plan assets totaled \$14,569,174 including vested benefits of \$14,555,232.

NOTES TO FINANCIAL STATEMENTS

- C. None
- D. None
- E. None
- F. None

13. Capital and Surplus, Dividend Restrictions and Quasi-Reorganizations.

1. The Company has 100,000 shares of common stock authorized, issued and outstanding. The par value per share is \$2.

The company has 90,000 shares of Class B common stock authorized issued and outstanding. The par value per share is \$10.

2. Preferred Stock - None

3. Under New York law, the company cannot pay a dividend to shareholders in excess of certain limits without the approval from the New York State Insurance Commissioner. The company shall not declare or pay any cash or property dividend to shareholders which, together with all such dividends declared or paid by it during the next preceding twelve months, exceeds 10% of its then outstanding capital shares unless, after deducting such dividends, it has surplus to policyholders at least equal to 50% of its reinsurance reserve (statutory premium reserve) or a surplus at least equal to 50% of the minimum capital required of such insurer to transact the business of title insurance, whichever shall be greater. In addition, dividends may be paid only out of earned surplus, surplus not attributable to contributions made to surplus within five years next proceeding or to appreciation in value of investments not sold or otherwise disposed of. Surplus as regards policyholders as of September 30, 2014 was \$37,616,898.

4. Dividends paid – None

5-9 Not Applicable

10. The portion of unassigned funds (surplus) represented or reduced by cumulative unrealized gains and losses is zero.

11- 13 The Company has no surplus notes or quasi-reorganizations.

14. Contingencies

- A. Contingent Commitments – None
- B. Assessments - None
- C. Gain Contingencies – None
- D. Claims related extra contractual and bad faith losses stemming from lawsuit - None
- E. All other Contingencies - None

15. Leases

The Company is obligated under various noncancelable leases (with initial or remaining lease terms in excess of one year). The future minimum lease payments under such leases are (in thousands):

Year Ending December 31:	
2015	1,274
2016	1,053
2017	1,025
2018	1,029
2019 and After	<u>188</u>
Total	\$4,569

16. Information About Financial Instruments with Off-Balance Sheet Risk and Financial Instruments with Concentrations of Credit Risk - None

17. Sale, Transfer and Servicing of Financial Assets and Extinguishments of Liabilities - None

18. Gain or Loss to the Reporting Entity from Uninsured A & H Plans and the Uninsured Portion of Partially Insured Plans - Not Applicable

NOTES TO FINANCIAL STATEMENTS

19. Direct Premium Written/Produced by Managing General Agents/Third Party Administrators. - Not Applicable

20. Fair Value Measurements:

- Level 1 – quoted prices in active markets for identical assets or liabilities;
- Level 2 – observable inputs other than quoted prices included in Level 1, such as quoted prices for similar assets and liabilities in active markets; quoted prices for identical or similar assets and liabilities in markets that are not active; or other inputs that are observable or can be corroborated by observable market data and;
- Level 3 – unobservable inputs that are supported by little or no market activity and that are significant to the fair values of the assets or liabilities, including certain pricing models, discounted cash flow methodologies and similar techniques that use significant unobservable inputs.

A-B Not applicable

C.

	Type of Financial Instrument	Aggregate Fair Value	Admitted Assets	(Level 1)	(Level 2)	(Level 3)
1	U.S Governments	-	-	-	-	-
2	Municipals	25,206,914	24,450,011	-	25,206,914	-
3	Corporate	67,276,676	61,616,932	-	67,276,676	-
Total		92,483,590	86,066,943	-	92,483,590	-

D - Not applicable

21. Other Items –

- A. Extraordinary Items - None
- B. Trouble Debt Restructuring – None
- C. The company holds \$204,044,525 at September 30, 2014 in segregated escrow bank accounts pending the closing of real estate transactions. This results in a contingent liability to the Company. These accounts are excluded from the financial statements of admitted assets, liabilities and surplus as regard to policyholders.
- D - F Not applicable
- G. Subprime Mortgage Related Risk Exposure – We have reviewed our investment portfolio as of September 30, 2014 and determined that we do not hold any investments that we believe will be materially impaired as a result of the decline in financing activity related to the subprime lending market or being backed by subprime loans.

22. Events Subsequent - None

23. Reinsurance – Not Applicable

24. Retrospectively Rated Contracts & Contract subject to Redetermination - (N/A-Title)

25. Changes in Incurred Losses and Loss Adjustment Expenses

Reserves as of September 30, 2014 were \$11.2 million. As of September 30, 2014 \$4.5 million has been paid for incurred losses and loss adjustment expenses as attributable to insured events of prior years. Incurred losses on prior policy years were \$5.9 million as of September 30, 2014. Incurred losses on prior years are a result of re-estimation of unpaid claims and claim adjustment expenses and prior year policy claims reported in the current year. Original estimates are increased or decreased as additional information becomes known regarding individual claims.

26. Intercompany Pooling Arrangements – Not Applicable

27. Structured Settlements – None

28. Supplemental Reserve - The Company does not use discounting in the calculation of its supplemental reserve.

GENERAL INTERROGATORIES

PART 1 – COMMON INTERROGATORIES

GENERAL

1.1 Did the reporting entity experience any material transactions requiring the filing of Disclosure of Material Transactions with the State of Domicile, as required by the Model Act? Yes [] No [X]

1.2 If yes, has the report been filed with the domiciliary state? Yes [] No []

2.1 Has any change been made during the year of this statement in the charter, by-laws, articles of incorporation, or deed of settlement of the reporting entity? Yes [] No [X]

2.2 If yes, date of change: _____

3.1 Is the reporting entity a member of an Insurance Holding Company System consisting of two or more affiliated persons, one or more of which is an insurer? Yes [X] No []

If yes, complete Schedule Y, Parts 1, and 1A.

3.2 Have there been any substantial changes in the organizational chart since the prior quarter end? Yes [] No [X]

3.3 If the response to 3.2 is yes, provide a brief description of those changes.

4.1 Has the reporting entity been a party to a merger or consolidation during the period covered by this statement? Yes [] No [X]

4.2 If yes, provide the name of entity, NAIC Company Code, and state of domicile (use two letter state abbreviation) for any entity that has ceased to exist as a result of the merger or consolidation.

1 Name of Entity	2 NAIC Company Code	3 State of Domicile
.....		

5. If the reporting entity is subject to a management agreement, including third-party administrator(s), managing general agent(s), attorney-in-fact, or similar agreement, have there been any significant changes regarding the terms of the agreement or principals involved? Yes [] No [] N/A [X]
 If yes, attach an explanation.

6.1 State as of what date the latest financial examination of the reporting entity was made or is being made. _____ 08/05/2014 _____

6.2 State the as of date that the latest financial examination report became available from either the state of domicile or the reporting entity. This date should be the date of the examined balance sheet and not the date the report was completed or released. _____ 12/31/2013 _____

6.3 State as of what date the latest financial examination report became available to other states or the public from either the state of domicile or the reporting entity. This is the release date or completion date of the examination report and not the date of the examination (balance sheet date). _____ 10/27/2014 _____

6.4 By what department or departments?
 New York State Department of Financial Services

6.5 Have all financial statement adjustments within the latest financial examination report been accounted for in a subsequent financial statement filed with Departments? Yes [] No [] N/A [X]

6.6 Have all of the recommendations within the latest financial examination report been complied with? Yes [X] No [] N/A []

7.1 Has this reporting entity had any Certificates of Authority, licenses or registrations (including corporate registration, if applicable) suspended or revoked by any governmental entity during the reporting period? Yes [] No [X]

GENERAL INTERROGATORIES

7.2 If yes, give full information

.....

8.1 Is the company a subsidiary of a bank holding company regulated by the Federal Reserve Board? Yes [] No [X]

8.2 If response to 8.1 is yes, please identify the name of the bank holding company.

.....

8.3 Is the company affiliated with one or more banks, thrifts or securities firms? Yes [] No [X]

8.4 If response to 8.3 is yes, please provide below the names and location (city and state of the main office) of any affiliates regulated by a federal regulatory services agency [i.e. the Federal Reserve Board (FRB), the Office of the Comptroller of the Currency (OCC), the Federal Deposit Insurance Corporation (FDIC) and the Securities Exchange Commission (SEC)] and identify the affiliate's primary federal regulator.

1 Affiliate Name	2 Location (City, State)	3 FRB	4 OCC	5 FDIC	6 SEC
.....
.....

9.1 Are the senior officers (principal executive officer, principal financial officer, principal accounting officer or controller, or persons performing similar functions) of the reporting entity subject to a code of ethics, which includes the following standards?

- (a) Honest and ethical conduct, including the ethical handling of actual or apparent conflicts of interest between personal and professional relationships;
- (b) Full, fair, accurate, timely and understandable disclosure in the periodic reports required to be filed by the reporting entity;
- (c) Compliance with applicable governmental laws, rules, and regulations;
- (d) The prompt internal reporting of violations to an appropriate person or persons identified in the code; and
- (e) Accountability for adherence to the code.

Yes [X] No []

9.11 If the response to 9.1 is No, please explain:

.....

9.2 Has the code of ethics for senior managers been amended? Yes [] No [X]

9.21 If the response to 9.2 is Yes, provide information related to amendment(s).

.....

9.3 Have any provisions of the code of ethics been waived for any of the specified officers? Yes [] No [X]

9.31 If the response to 9.3 is Yes, provide the nature of any waiver(s).

.....

FINANCIAL

10.1 Does the reporting entity report any amounts due from parent, subsidiaries or affiliates on Page 2 of this statement? Yes [X] No []

10.2 If yes, indicate any amounts receivable from parent included in the Page 2 amount: \$ _____

INVESTMENT

11.1 Were any of the stocks, bonds, or other assets of the reporting entity loaned, placed under option agreement, or otherwise made available for use by another person? (Exclude securities under securities lending agreements.) Yes [] No [X]

GENERAL INTERROGATORIES

11.2 If yes, give full and complete information relating thereto:

.....

12. Amount of real estate and mortgages held in other invested assets in Schedule BA: \$ _____

13. Amount of real estate and mortgages held in short-term investments: \$ _____

14.1 Does the reporting entity have any investments in parent, subsidiaries and affiliates? Yes [X] No []

14.2 If yes, please complete the following:

	1	2
	Prior Year-End Book/Adjusted Carrying Value	Current Quarter Book/Adjusted Carrying Value
14.21 Bonds	\$ _____	\$ _____
14.22 Preferred Stock	\$ _____	\$ _____
14.23 Common Stock	\$ _____	\$ _____
14.24 Short-Term Investments	\$ _____	\$ _____
14.25 Mortgage Loans on Real Estate	\$ _____	\$ _____
14.26 All Other	\$ <u>61,021</u>	\$ <u>112,414</u>
14.27 Total Investment in Parent, Subsidiaries and Affiliates (Subtotal Lines 14.21 to 14.26)	\$ <u>61,021</u>	\$ <u>112,414</u>
14.28 Total Investment in Parent included in Lines 14.21 to 14.26 above	\$ _____	\$ _____

15.1 Has the reporting entity entered into any hedging transactions reported on Schedule DB? Yes [] No [X]

15.2 If yes, has a comprehensive description of the hedging program been made available to the domiciliary state?
 If no, attach a description with this statement. Yes [] No []

16. For the reporting entity's security lending program, state the amount of the following as current statement date:

16.1 Total fair value of reinvested collateral assets reported on Schedule DL, Parts 1 and 2	\$ _____
16.2 Total book adjusted/carrying value of reinvested collateral assets reported on Schedule DL, Parts 1 and 2	\$ _____
16.3 Total payable for securities lending reported on the liability page	\$ _____

17. Excluding items in Schedule E - Part 3 - Special Deposits, real estate, mortgage loans and investments held physically in the reporting entity's offices, vaults or safety deposit boxes, were all stocks, bonds and other securities, owned throughout the current year held pursuant to a custodial agreement with a qualified bank or trust company in accordance with Section 1, III - General Examination Considerations, F. Outsourcing of Critical Functions, Custodial or Safekeeping Agreements of the NAIC Financial Condition Examiners Handbook? Yes [X] No []

17.1 For all agreements that comply with the requirements of the NAIC Financial Condition Examiners Handbook, complete the following:

1 Name of Custodian(s)	2 Custodian Address
State Street Bank	1200 Crown Colony Drive, Quincy, MA 02169
.....

17.2 For all agreements that do not comply with the requirements of the NAIC Financial Condition Examiners Handbook, provide the name, location and a complete explanation:

1 Name(s)	2 Location(s)	3 Complete Explanation(s)
.....
.....

17.3 Have there been any changes, including name changes, in the custodian(s) identified in 17.1 during the current quarter? Yes [] No [X]

GENERAL INTERROGATORIES

17.4 If yes, give full and complete information relating thereto:

1 Old Custodian	2 New Custodian	3 Date of Change	4 Reason

17.5 Identify all investment advisors, broker/dealers or individuals acting on behalf of broker/dealers that have access to the investment accounts, handle securities and have authority to make investments on behalf of the reporting entity:

1 Central Registration Depository	2 Name(s)	3 Address
106975	Vaughan, Nelson Investment Management	600 Travis, Suite 6300, Houston, TX 77002

18.1 Have all the filing requirements of the Purposes and Procedures Manual of the NAIC Securities Valuation Office been followed?

Yes [X] No []

18.2 If no, list exceptions:

.....

GENERAL INTERROGATORIES

PART 2 - TITLE

1. If the reporting entity is a member of a pooling arrangement, did the agreement or the reporting entity's participation change? Yes [] No [] N/A [X]
 If yes, attach an explanation.

2. Has the reporting entity reinsured any risk with any other reporting entity and agreed to release such entity from liability, in whole or in part, from any loss that may occur on the risk, or portion thereof, reinsured? Yes [] No [X]
 If yes, attach an explanation.

3.1 Have any of the reporting entity's primary reinsurance contracts been canceled? Yes [] No [X]

3.2 If yes, give full and complete information thereto:

.....

4.1 Are any of the liabilities for unpaid losses and loss adjustment expenses discounted to present value at a rate of interest greater than zero? Yes [] No [X]

4.2 If yes, complete the following schedule:

1 Line of Business	2 Maximum Interest	3 Discount Rate	Total Discount				Discount Taken During Period			
			4 Unpaid Losses	5 Unpaid LAE	6 IBNR	7 TOTAL	8 Unpaid Losses	9 Unpaid LAE	10 IBNR	11 TOTAL
.....
.....
.....
Total										

5.1 Reporting entity assets listed on Page 2 include the following segregated assets of the Statutory Premium Reserve or other similar statutory reserves:

5.11 Bonds	\$ <u>48,573,893</u>
5.12 Short-term investments	\$ _____
5.13 Mortgages	\$ _____
5.14 Cash	\$ <u>436,311</u>
5.15 Other admissible invested assets	\$ _____
5.16 Total	\$ <u>49,010,204</u>

5.2 List below segregated funds held for others by the reporting entity, set apart in special accounts and excluded from entity assets and liabilities. (These funds are also included in Schedule E - Part 1 and the "From Separate Accounts, Segregated Accounts and Protected Cell Accounts" line on Page 2 except for escrow funds held by Title insurers)

5.21 Custodial funds not included in this statement were held pursuant to the governing agreements of custody in the amount of:	\$ <u>204,044,525</u>
These funds consist of:	
5.22 In cash on deposit	\$ <u>204,044,525</u>
5.23 Other forms of security	\$ _____

NONE Schedule F

SCHEDULE T - EXHIBIT OF PREMIUMS WRITTEN

Current Year To Date - By States and Territories

States, Etc.	1	Direct Premiums Written		Direct Losses Paid (Deducting Salvage)		Direct Known Claim Reserve		
		Active Status	Current Year to Date	Prior Year to Date	Current Year to Date	Prior Year to Date	Current Year to Date	Prior Year to Date
1. Alabama	AL	N						
2. Alaska	AK	N						
3. Arizona	AZ	N						
4. Arkansas	AR	N						
5. California	CA	N						
6. Colorado	CO	N						
7. Connecticut	CT	N						
8. Delaware	DE	N						
9. District of Columbia	DC	N						
10. Florida	FL	N						
11. Georgia	GA	N						
12. Hawaii	HI	N						
13. Idaho	ID	N						
14. Illinois	IL	N						
15. Indiana	IN	N						
16. Iowa	IA	N						
17. Kansas	KS	N						
18. Kentucky	KY	N						
19. Louisiana	LA	N						
20. Maine	ME	N						
21. Maryland	MD	N						
22. Massachusetts	MA	N						
23. Michigan	MI	N						
24. Minnesota	MN	N						
25. Mississippi	MS	N						
26. Missouri	MO	N						
27. Montana	MT	N						
28. Nebraska	NE	N						
29. Nevada	NV	N						
30. New Hampshire	NH	N						
31. New Jersey	NJ	N						
32. New Mexico	NM	N						
33. New York	NY	L	152,966,326	151,075,540	4,518,066	4,871,546	11,164,303	9,575,748
34. North Carolina	NC	N						
35. North Dakota	ND	N						
36. Ohio	OH	N						
37. Oklahoma	OK	N						
38. Oregon	OR	N						
39. Pennsylvania	PA	N						
40. Rhode Island	RI	N						
41. South Carolina	SC	N						
42. South Dakota	SD	N						
43. Tennessee	TN	N						
44. Texas	TX	N						
45. Utah	UT	N						
46. Vermont	VT	N						
47. Virginia	VA	N						
48. Washington	WA	N						
49. West Virginia	WV	N						
50. Wisconsin	WI	N						
51. Wyoming	WY	N						
52. American Samoa	AS	N						
53. Guam	GU	N						
54. Puerto Rico	PR	N						
55. U.S. Virgin Islands	VI	N						
56. Northern Mariana Islands	MP	N						
57. Canada	CAN	N						
58. Aggregate Other Alien	OT	X X X						
59. Totals	(a) 1		152,966,326	151,075,540	4,518,066	4,871,546	11,164,303	9,575,748

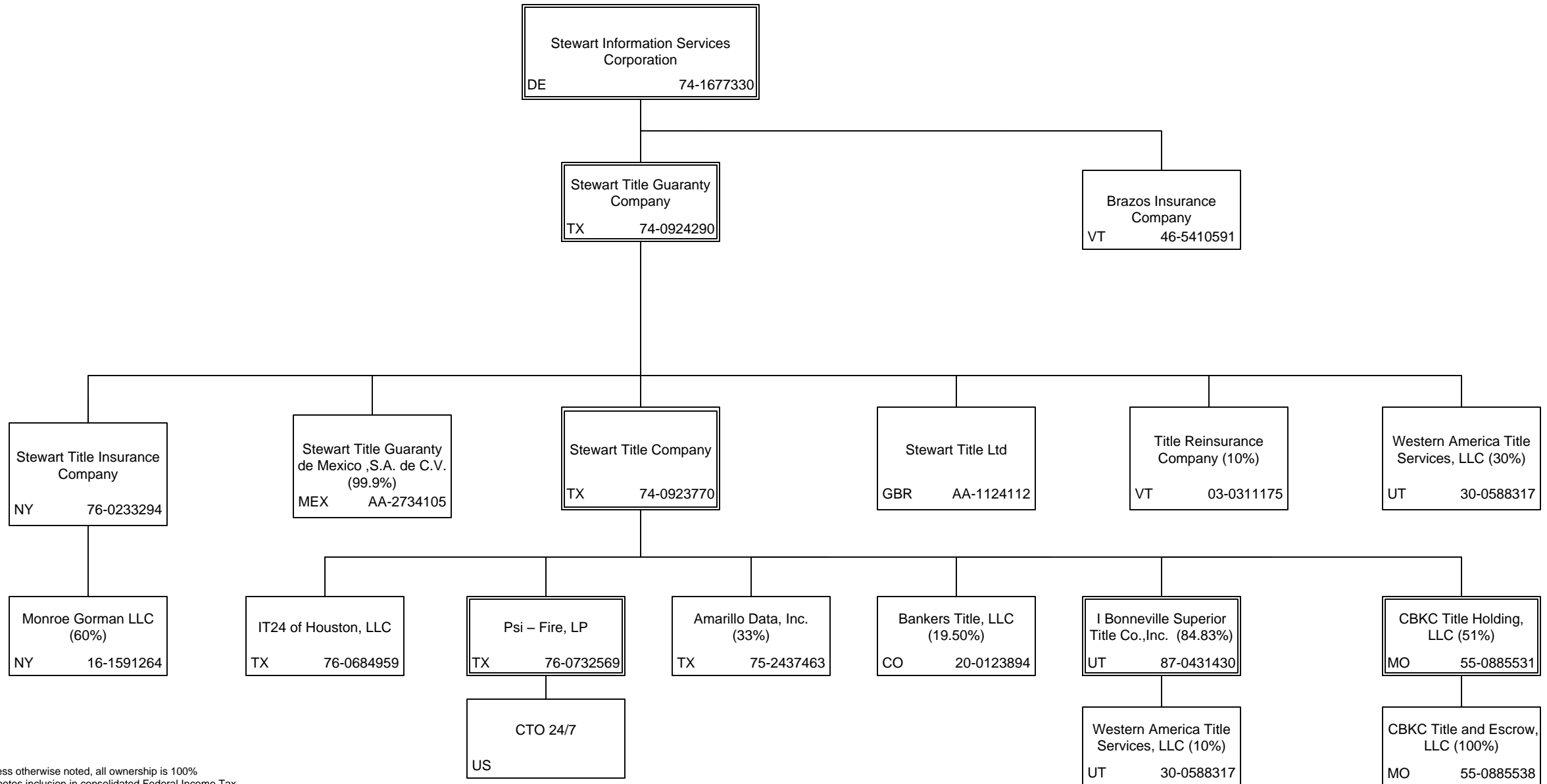
DETAILS OF WRITE-INS							
58001.		X X X					
58002.		X X X					
58003.		X X X					
58998.	Summary of remaining write-ins for Line 58 from overflow page	X X X					
58999.	Totals (Lines 58001 through 58003 plus 58998) (Line 58 above)	X X X					

(L) Licensed or Chartered - Licensed Insurance Carrier or Domiciled RRG;(R) Registered - Non-domiciled RRGs; (Q) Qualified - Qualified or Accredited Reinsurer; (E) Eligible - Reporting Entities eligible or approved to write Surplus Lines in the state; (N) None of the above - Not allowed to write business in the state.

(a) Insert the number of L responses except for Canada and Other Alien.

SCHEDULE Y - INFORMATION CONCERNING ACTIVITIES OF INSURER MEMBERS OF A HOLDING COMPANY GROUP

PART 1 - ORGANIZATIONAL CHART

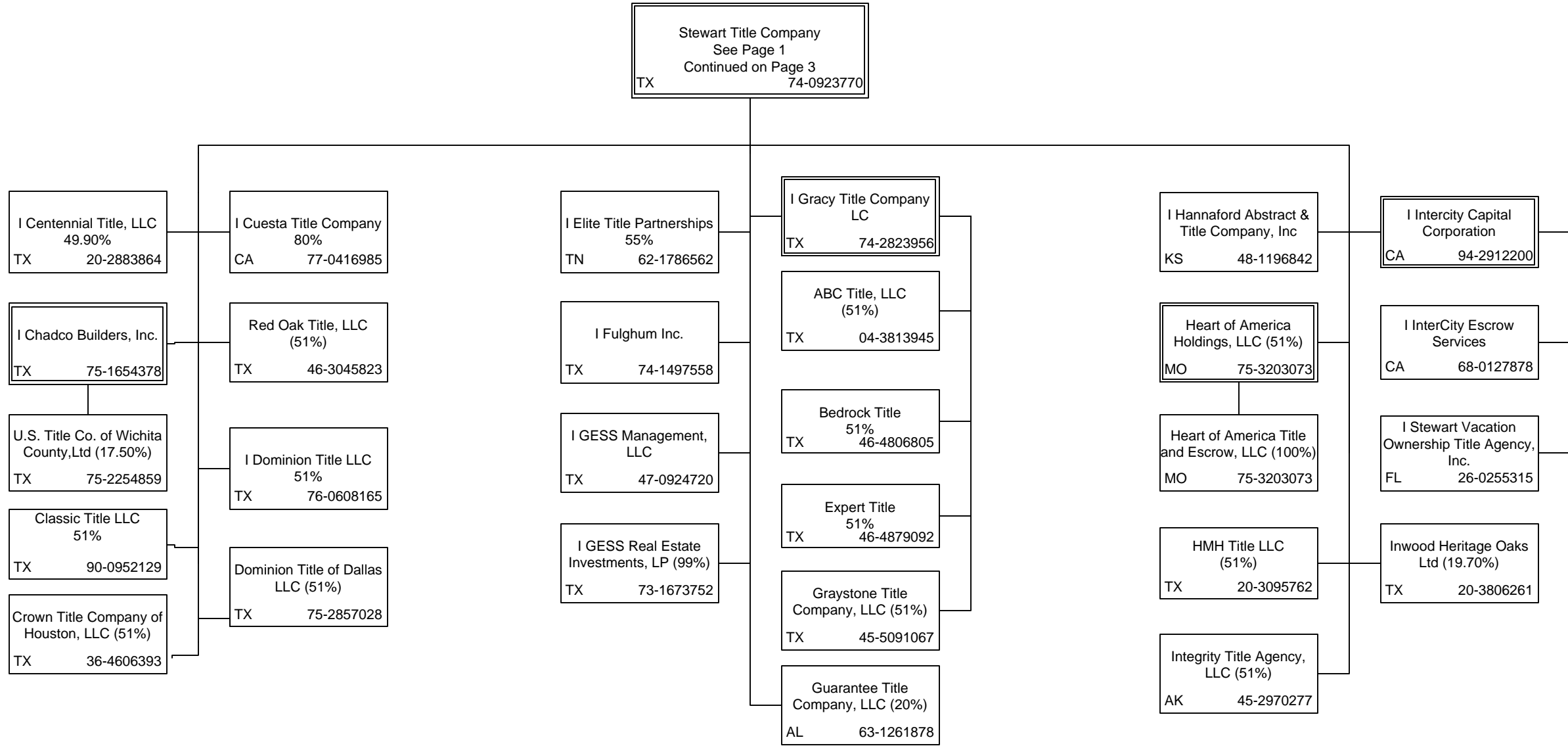


11

Unless otherwise noted, all ownership is 100%
I Denotes inclusion in consolidated Federal Income Tax

SCHEDULE Y - INFORMATION CONCERNING ACTIVITIES OF INSURER MEMBERS OF A HOLDING COMPANY GROUP

PART 1 - ORGANIZATIONAL CHART



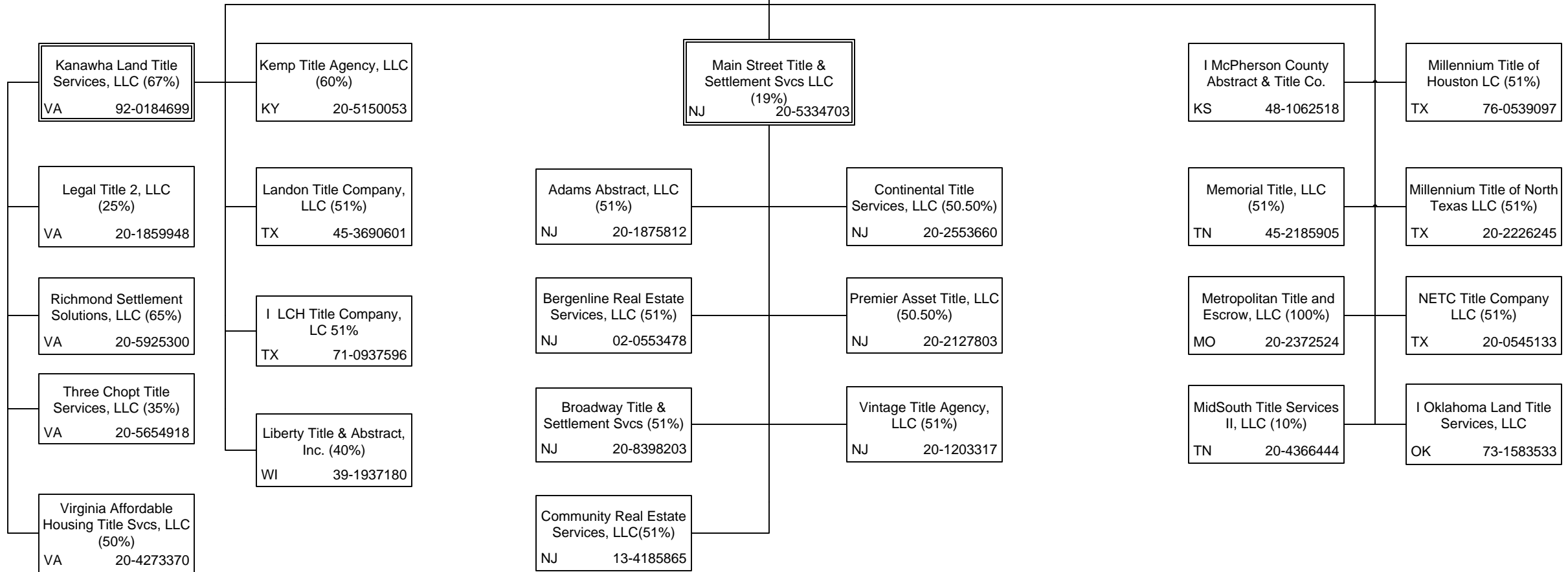
111

Unless otherwise noted, all ownership is 100%
I Denotes inclusion in consolidated Federal Income Tax

SCHEDULE Y - INFORMATION CONCERNING ACTIVITIES OF INSURER MEMBERS OF A HOLDING COMPANY GROUP

PART 1 - ORGANIZATIONAL CHART

Stewart Title Company
See Page 2
Continued on Page 4
TX 74-0923770

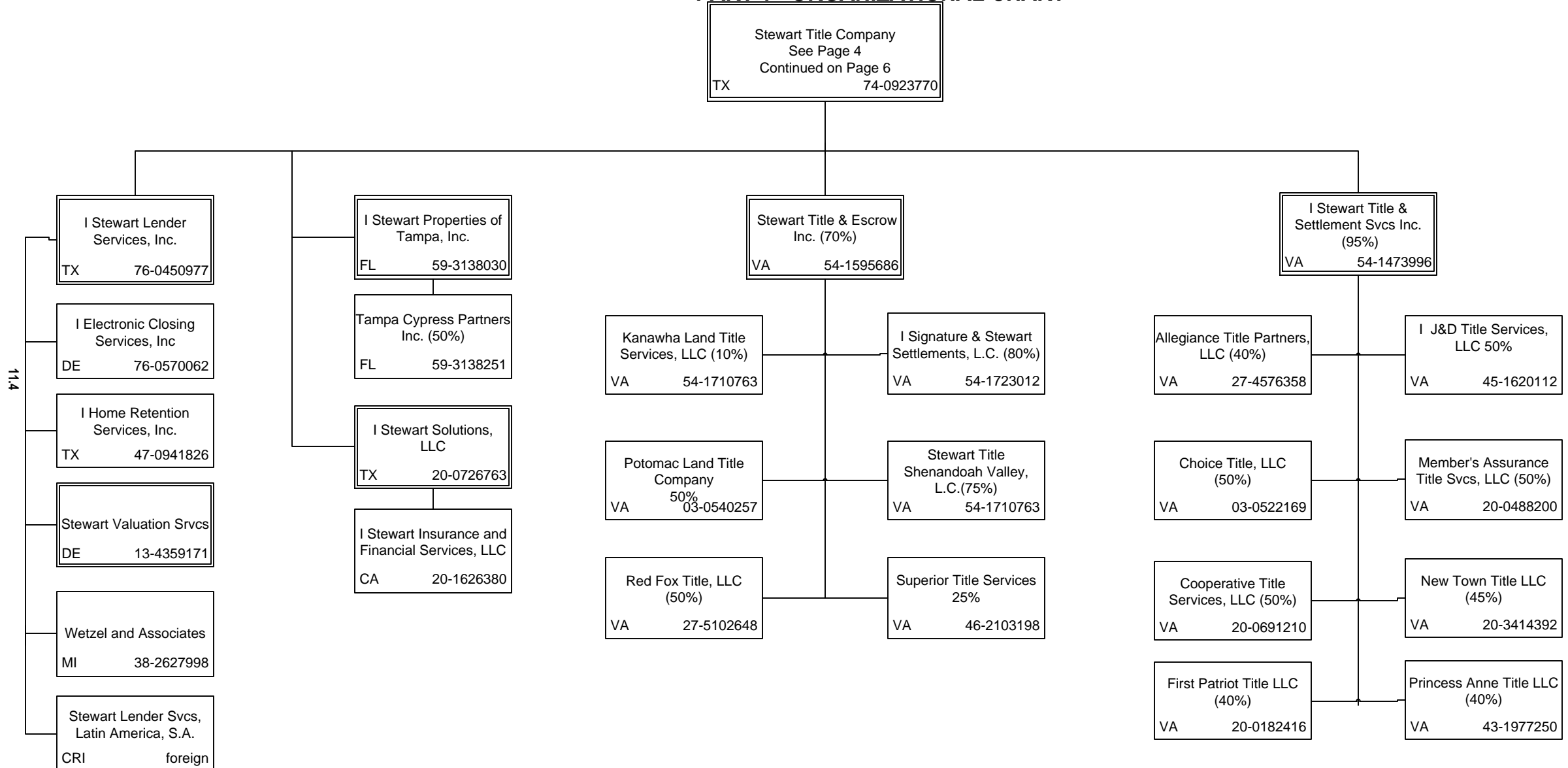


11.2

Unless otherwise noted, all ownership is 100%
I Denotes inclusion in consolidated Federal Income Tax

SCHEDULE Y - INFORMATION CONCERNING ACTIVITIES OF INSURER MEMBERS OF A HOLDING COMPANY GROUP

PART 1 - ORGANIZATIONAL CHART

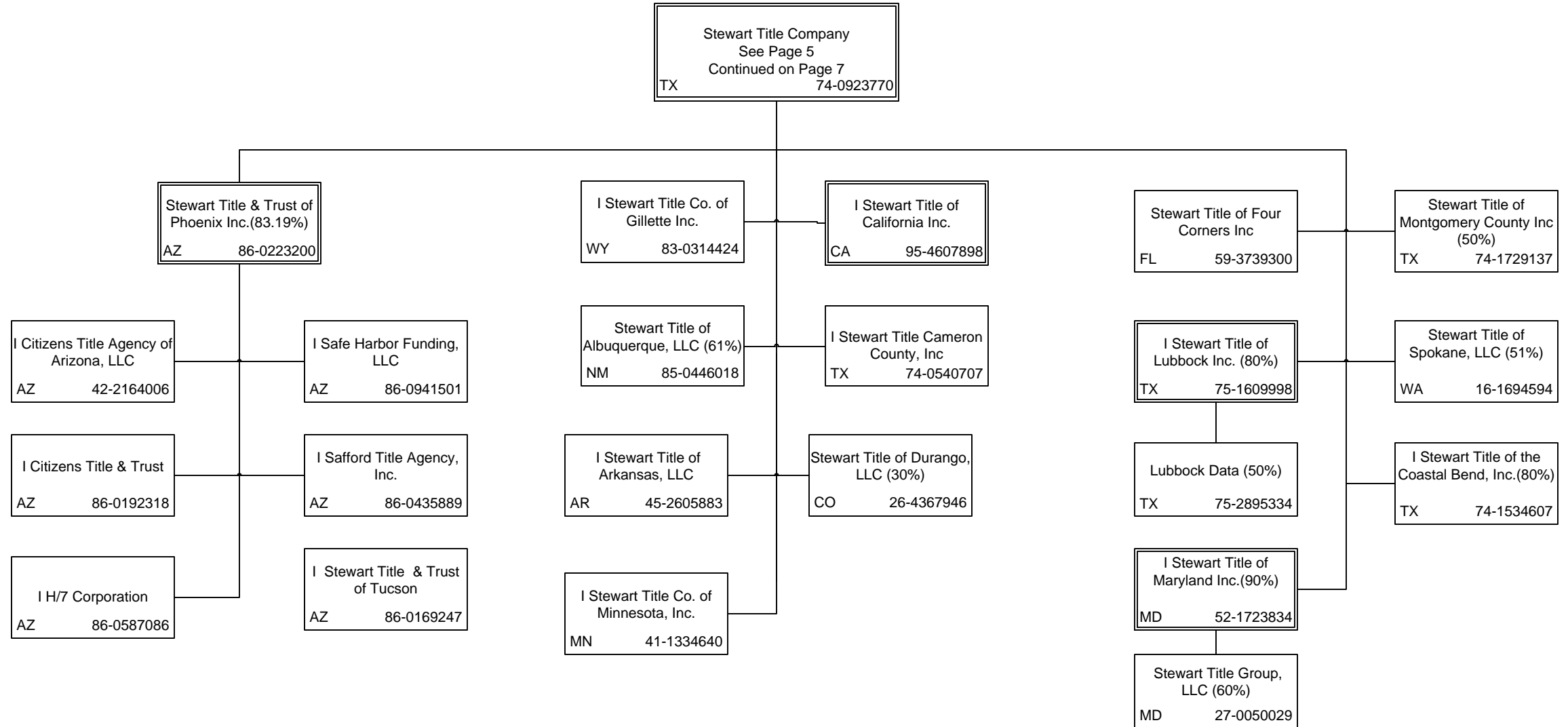


114

Unless otherwise noted, all ownership is 100%
I Denotes inclusion in consolidated Federal Income Tax

SCHEDULE Y - INFORMATION CONCERNING ACTIVITIES OF INSURER MEMBERS OF A HOLDING COMPANY GROUP

PART 1 - ORGANIZATIONAL CHART

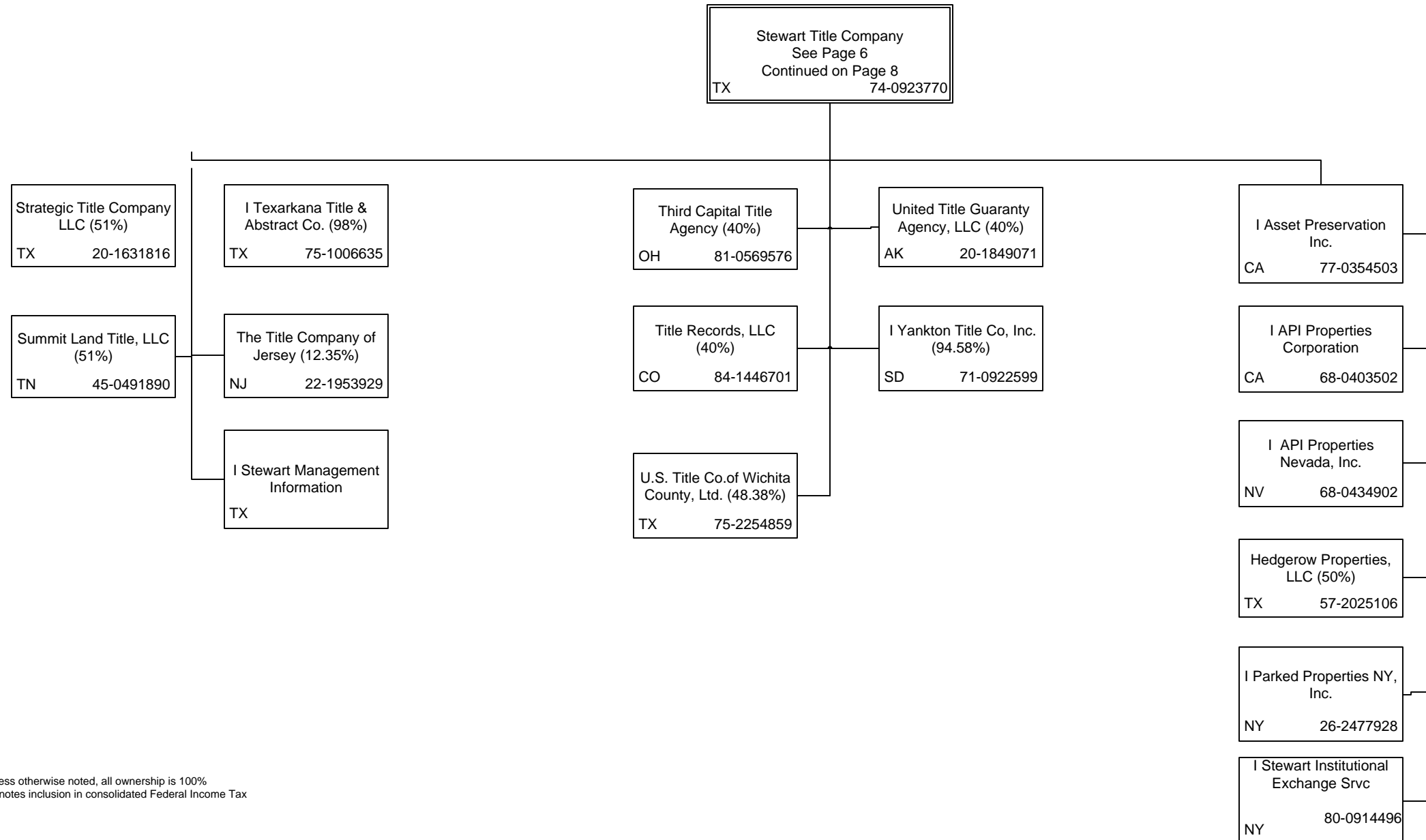


115

Unless otherwise noted, all ownership is 100%
I Denotes inclusion in consolidated Federal Income Tax

SCHEDULE Y - INFORMATION CONCERNING ACTIVITIES OF INSURER MEMBERS OF A HOLDING COMPANY GROUP

PART 1 - ORGANIZATIONAL CHART

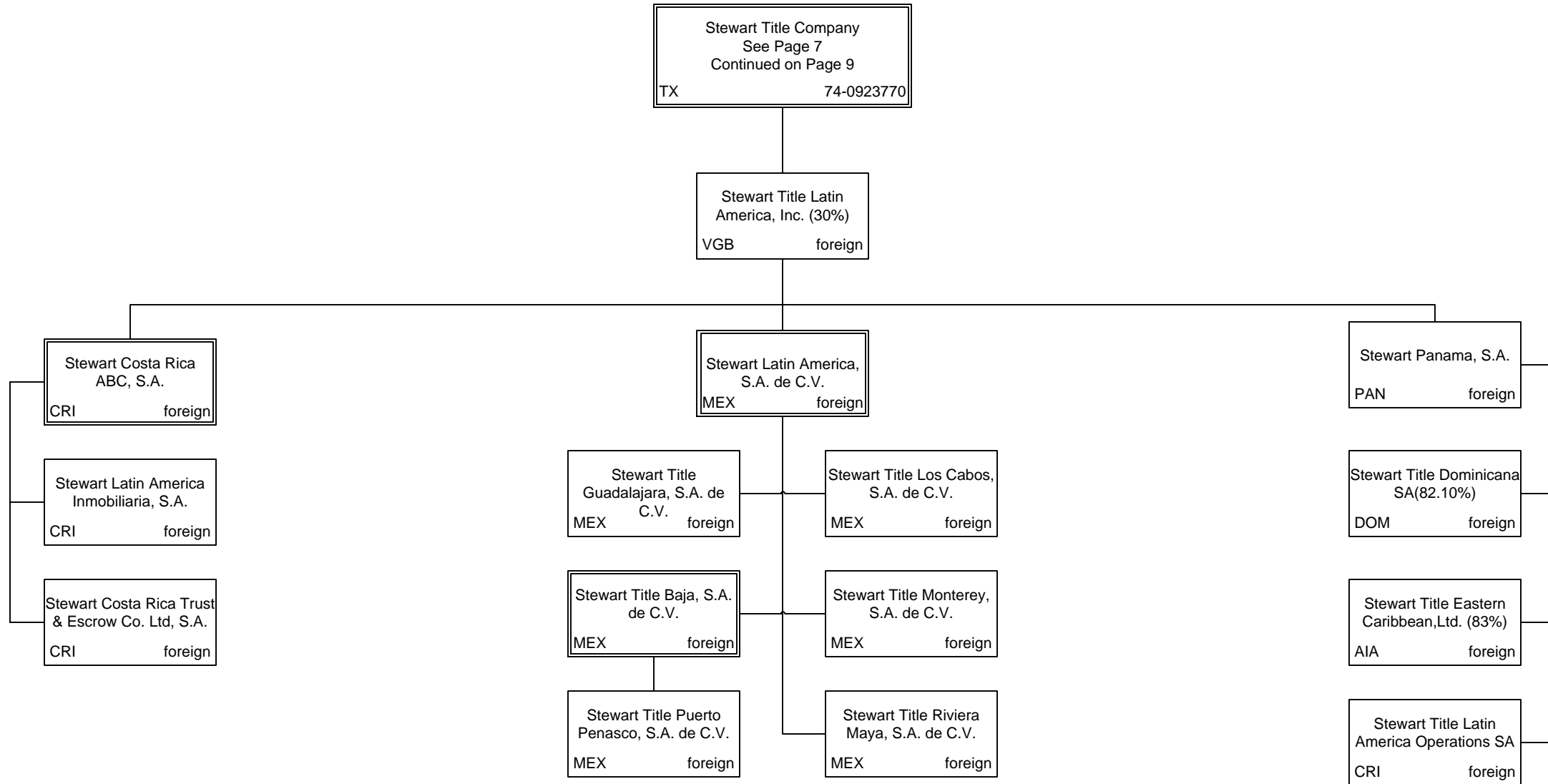


116

Unless otherwise noted, all ownership is 100%
I Denotes inclusion in consolidated Federal Income Tax

SCHEDULE Y - INFORMATION CONCERNING ACTIVITIES OF INSURER MEMBERS OF A HOLDING COMPANY GROUP

PART 1 - ORGANIZATIONAL CHART

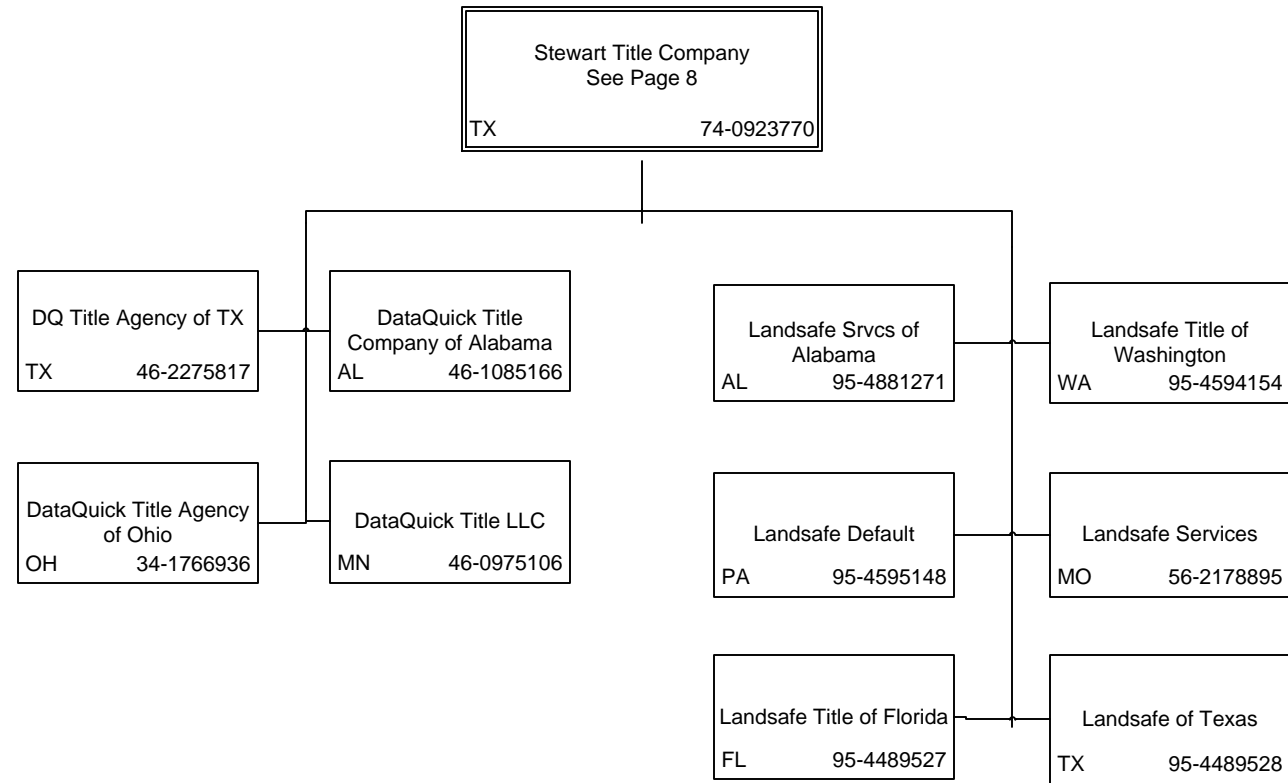


11.7

Unless otherwise noted, all ownership is 100%
 I Denotes inclusion in consolidated Federal Income Tax

SCHEDULE Y - INFORMATION CONCERNING ACTIVITIES OF INSURER MEMBERS OF A HOLDING COMPANY GROUP

PART 1 - ORGANIZATIONAL CHART



SCHEDULE Y

PART 1A - DETAIL OF INSURANCE HOLDING COMPANY SYSTEM

1	2	3	4	5	6	7	8	9	10	11	12	13	14	15	
Group Code	Group Name	NAIC Company Code	Federal ID Number	Federal RSSD	CIK	Name of Securities Exchange if Publicly Traded (U.S. or International)	Names of Parent, Subsidiaries Or Affiliates	Domiciliary Location	Relationship to Reporting Entity	Directly Controlled by (Name of Entity / Person)	Type of Control (Ownership, Board, Management, Attorney-in-Fact, Influence, Other)	If Control is Ownership Provide Percentage	Ultimate Controlling Entity(ies)/Person(s)	*	
12	Stewart	00000	74-1677330		00000943	NYSE	Stewart Information Services Corporation	DE	UDP						
		00000	46-5410591				Brazos Insurance Company	VT	IA	Stewart Information Services Corporation	Ownership	100.0	Stewart Information Services Corporati		
		00000	76-0684959				IT24 of Houston, LLC	TX	NIA	Stewart Title Comany	Ownership	100.0	Stewart Information Services Corporati		
		00000	76-0732569				Psi - Fire, LP	TX	NIA	Stewart Information Services Corporation	Ownership	99.0	Stewart Information Services Corporati		
		00000					CTO US	TX	NIA	Stewart Title Company	Ownership	100.0	Stewart Information Services Corporati		
		00000	46-2275817				DQ Title Agency of Texas, LLC	TX	NIA	Stewart Title Company	Ownership	100.0	Stewart Information Services Corporati		
		00000	34-1766936				DataQuick Title Agency of Ohio, Inc.	OH	NIA	Stewart Title Company	Ownership	100.0	Stewart Information Services Corporati		
		00000	46-1085166				DataQuick Title Company of Alabama, LLC	AL	NIA	Stewart Title Company	Ownership	100.0	Stewart Information Services Corporati		
		00000	46-0975106				DataQuick Title, LLC	MN	NIA	Stewart Title Company	Ownership	100.0	Stewart Information Services Corporati		
		00000	38-2627998				Wetzel and Associates, Inc.	MI	NIA	Stewart Lender Services, Inc.	Ownership	100.0	Stewart Information Services Corporati		
		00000	95-4881271				Landsafe Services of Alabama	AL	NIA	Stewart Title Company	Ownership	100.0	Stewart Information Services Corporati		
		00000	95-4594154				Landsafe Title of Washington	WA	NIA	Stewart Title Company	Ownership	100.0	Stewart Information Services Corporati		
		00000	95-4595148				Landsafe Default, Inc.	PA	NIA	Stewart Title Company	Ownership	100.0	Stewart Information Services Corporati		
		00000	56-2178895				Landsafe Services, Inc.	MO	NIA	Stewart Title Company	Ownership	100.0	Stewart Information Services Corporati		
		00000	95-4489527				Landsafe Title of Florida	FL	NIA	Stewart Title Company	Ownership	100.0	Stewart Information Services Corporati		
		00000	95-4489528				Landsafe Title of Texas	TX	NIA	Stewart Title Company	Ownership	100.0	Stewart Information Services Corporati		
		0340	Stewart	50121	74-0924290			Stewart Title Guaranty Company	TX	IA	Stewart Information Services Corporation	Ownership	100.0	Stewart Information Services Corporati	
		0340	Stewart	51420	76-0233294			Stewart Title Insurance Company	NY	IA	Stewart Title Guaranty Company	Ownership	100.0	Stewart Information Services Corporati	
				00000	16-1591264			Monroe Gorman LLC	NY	NIA	Stewart Title Insurance Company	Ownership	60.0	Stewart Information Services Corporati	
				00000	AA-2734105			Stewart Title Guaranty de Mexico S.A. de C.V.	MEX	IA	Stewart Title Guaranty Company	Ownership	99.9	Stewart Information Services Corporati	
				00000	AA-1124112			Stewart Title Ltd	GBR	IA	Stewart Title Guaranty Company	Ownership	100.0	Stewart Information Services Corporati	
		0340	Stewart	32336	03-0311175			Title Reinsurance Company	VT	IA	Stewart Title Guaranty Company	Ownership	10.0	Stewart Information Services Corporati	
				00000	30-0588317			Western America Title Services, LLC	UT	NIA	Stewart Title Guaranty Company	Ownership	30.0	Stewart Information Services Corporati	
				00000	74-0923770			Stewart Title Company	TX	NIA	Stewart Title Guaranty Company	Ownership	100.0	Stewart Information Services Corporati	
				00000	75-2437463			Amarillo Data, Inc.	TX	NIA	Stewart Title Company	Ownership	33.0	Stewart Information Services Corporati	
				00000	20-0123894			Bankers Title, LLC	CO	NIA	Stewart Title Company	Ownership	19.5	Stewart Information Services Corporati	
				00000	87-0431430			Bonneville Superior Title Company Inc.	UT	NIA	Stewart Title Company	Ownership	84.8	Stewart Information Services Corporati	
				00000	30-0588317			Western America Title Services, LLC	UT	NIA	Bonneville Superior Title Company Inc.	Ownership	10.0	Stewart Information Services Corporati	
				00000	55-0885531			CBKC Title Holding, LLC	MO	NIA	Stewart Title Company	Ownership	51.0	Stewart Information Services Corporati	
				00000	55-0885538			CBKC Title and Escrow, LLC	MO	NIA	CBKC Title Holding, LLC	Ownership	100.0	Stewart Information Services Corporati	
				00000	20-2883864			Centennial Title, LLC	TX	NIA	Stewart Title Company	Ownership	49.9	Stewart Information Services Corporati	
				00000	75-1654378			Chadco Builders, Inc.	TX	NIA	Stewart Title Company	Ownership	100.0	Stewart Information Services Corporati	
				00000	75-2254859			U.S. Title Company of Wichita County Ltd	TX	NIA	Chadco Builders, Inc.	Ownership	17.5	Stewart Information Services Corporati	
				00000	90-0952129			Classic Title, LLC	TX	NIA	Stewart Title Company	Ownership	51.0	Stewart Information Services Corporati	
				00000	36-4606393			Crown Title Company of Houston, LLC	TX	NIA	Stewart Title Company	Ownership	51.0	Stewart Information Services Corporati	
				00000	77-0416985			Cuesta Title Company	CA	NIA	Stewart Title Company	Ownership	80.0	Stewart Information Services Corporati	
				00000	76-0608165			Dominion Title LLC	TX	NIA	Stewart Title Company	Ownership	51.0	Stewart Information Services Corporati	
				00000	75-2857028			Dominion Title of Dallas LLC	TX	NIA	Stewart Title Company	Ownership	51.0	Stewart Information Services Corporati	
				00000	62-1786562			Elite Title Partnerships	TN	NIA	Stewart Title Company	Ownership	55.0	Stewart Information Services Corporati	
				00000	74-1497558			Fulghum Inc.	TX	NIA	Stewart Title Company	Ownership	100.0	Stewart Information Services Corporati	
				00000	47-0924720			GESS Management LLC	TX	NIA	Stewart Title Company	Ownership	100.0	Stewart Information Services Corporati	
				00000	73-1673752			GESS Real Estate Investments, LP	TX	NIA	Stewart Title Company	Ownership	99.0	Stewart Information Services Corporati	
		00000	74-2823956			Gracy Title Company LC	TX	NIA	Stewart Title Company	Ownership	100.0	Stewart Information Services Corporati			
		00000	04-3813945			ABC Title, LLC	TX	NIA	Gracy Title Company LC	Ownership	51.0	Stewart Information Services Corporati			

SCHEDULE Y

PART 1A - DETAIL OF INSURANCE HOLDING COMPANY SYSTEM

1	2	3	4	5	6	7	8	9	10	11	12	13	14	15
Group Code	Group Name	NAIC Company Code	Federal ID Number	Federal RSSD	CIK	Name of Securities Exchange if Publicly Traded (U.S. or International)	Names of Parent, Subsidiaries Or Affiliates	Domiciliary Location	Relationship to Reporting Entity	Directly Controlled by (Name of Entity / Person)	Type of Control (Ownership, Board, Management, Attorney-in-Fact, Influence, Other)	If Control is Ownership Provide Percentage	Ultimate Controlling Entity(ies)/Person(s)	*
		00000	45-5091067				Graystone Title Company, LLC	TX	NIA	Gracy Title Company LC	Ownership	51.0	Stewart Information Services Corporati	
		00000	46-4806805				Bedrock Title	TX	NIA	Gracy Title Company	Ownership	51.0	Stewart Information Services Corporati	
		00000	46-4879092				Expert Title	TX	NIA	Gracy Title Company	Ownership	51.0	Stewart Information Services Corporati	
		00000	63-1261878				Guarantee Title Company, LLC	AL	NIA	Stewart Title Company	Ownership	20.0	Stewart Information Services Corporati	
		00000	48-1196842				Hannaford Abstract & Title Company, Inc	KS	NIA	Stewart Title Company	Ownership	100.0	Stewart Information Services Corporati	
		00000	75-3203073				Heart of America Holdings, LLC	MO	NIA	Stewart Title Company	Ownership	51.0	Stewart Information Services Corporati	
		00000	75-3203079				Heart of America Title and Escrow, LLC	MO	NIA	Heart of America Holdings, LLC	Ownership	100.0	Stewart Information Services Corporati	
		00000	20-3095762				HMH Title LLC	TX	NIA	Stewart Title Company	Ownership	51.0	Stewart Information Services Corporati	
		00000	45-2970277				Integrity Title Agency, LLC	AK	NIA	Stewart Title Company	Ownership	51.0	Stewart Information Services Corporati	
		00000	94-2912200				Intercity Capital Corporation	CA	NIA	Stewart Title Company	Ownership	100.0	Stewart Information Services Corporati	
		00000	68-0127878				InterCity Escrow Services	CA	NIA	Intercity Capital Corporation	Ownership	100.0	Stewart Information Services Corporati	
		00000	26-0255315				Stewart Vacation Ownership Title Agency, Inc.	FL	NIA	Intercity Capital Corporation	Ownership	100.0	Stewart Information Services Corporati	
		00000	20-3806261				Inwood Heritage Oaks Ltd	TX	NIA	Stewart Title Company	Ownership	19.7	Stewart Information Services Corporati	
		00000	92-0184699				Kanawha Land Title Services, LLC	VA	NIA	Stewart Title Company	Ownership	67.0	Stewart Information Services Corporati	
		00000	20-1859948				Legal Title 2, LLC	VA	NIA	Kanawha Land Title Services, LLC	Ownership	25.0	Stewart Information Services Corporati	
		00000	20-5925300				Richmond Settlement Solutions, LLC	VA	NIA	Kanawha Land Title Services, LLC	Ownership	65.0	Stewart Information Services Corporati	
		00000	20-5654918				Three Chopt Title Services, LLC	VA	NIA	Kanawha Land Title Services, LLC	Ownership	35.0	Stewart Information Services Corporati	
		00000	20-4273370				Virginia Affordable Housing Title Services, LLC	VA	NIA	Kanawha Land Title Services, LLC	Ownership	50.0	Stewart Information Services Corporati	
		00000	20-5150053				Kemp Title Agency, LLC	KY	NIA	Stewart Title Company	Ownership	60.0	Stewart Information Services Corporati	
		00000	45-3690601				Landon Title Company, LLC	TX	NIA	Stewart Title Company	Ownership	51.0	Stewart Information Services Corporati	
		00000	71-0937596				LCH Title Company, LC	TX	NIA	Stewart Title Company	Ownership	51.0	Stewart Information Services Corporati	
		00000	39-1937180				Liberty Title & Abstract, Inc.	WI	NIA	Stewart Title Company	Ownership	40.0	Stewart Information Services Corporati	
		00000	20-5334703				Main Street Title & Settlement Svcs LLC	NJ	NIA	Stewart Title Company	Ownership	19.0	Stewart Information Services Corporati	
		00000	20-1875812				Adams Abstract, LLC	NJ	NIA	Main Street Title & Settlement Svcs LLC	Ownership	51.0	Stewart Information Services Corporati	
		00000	02-0553478				Bergenline Real Estate Services, LLC	NJ	NIA	Main Street Title & Settlement Svcs LLC	Ownership	51.0	Stewart Information Services Corporati	
		00000	20-8398203				Broadway Title & Settlement Services, LLC	NJ	NIA	Main Street Title & Settlement Svcs LLC	Ownership	51.0	Stewart Information Services Corporati	
		00000	13-4185865				Community Real Estate Services, LLC	NJ	NIA	Main Street Title & Settlement Svcs LLC	Ownership	51.0	Stewart Information Services Corporati	
		00000	20-2553660				Continental Title Services, LLC	NJ	NIA	Main Street Title & Settlement Svcs LLC	Ownership	50.5	Stewart Information Services Corporati	
		00000	20-2127803				Premier Asset Title, LLC	NJ	NIA	Main Street Title & Settlement Svcs LLC	Ownership	50.5	Stewart Information Services Corporati	
		00000	20-1203317				Vintage Title Agency, LLC	NJ	NIA	Main Street Title & Settlement Svcs LLC	Ownership	51.0	Stewart Information Services Corporati	
		00000	48-1062518				McPherson County Abstract & Title Company	KS	NIA	Stewart Title Company	Ownership	100.0	Stewart Information Services Corporati	
		00000	45-2185905				Memorial Title, LLC	TN	NIA	Stewart Title Company	Ownership	51.0	Stewart Information Services Corporati	
		00000	20-2372524				Metropolitan Title and Escrow, LLC	MO	NIA	Stewart Title Company	Ownership	100.0	Stewart Information Services Corporati	
		00000	20-4366444				MidSouth Title Services II, LLC	TN	NIA	Stewart Title Company	Ownership	10.0	Stewart Information Services Corporati	
		00000	76-0539097				Millennium Title of Houston LC	TX	NIA	Stewart Title Company	Ownership	51.0	Stewart Information Services Corporati	
		00000	20-2226245				Millennium Title of North Texas LLC	TX	NIA	Stewart Title Company	Ownership	51.0	Stewart Information Services Corporati	
		00000	20-0545133				NETC Title Company LLC	TX	NIA	Stewart Title Company	Ownership	51.0	Stewart Information Services Corporati	
		00000	73-1583533				Oklahoma Land Title Services, LLC	OK	NIA	Stewart Title Company	Ownership	100.0	Stewart Information Services Corporati	
		00000	75-2506271				Priority Title Company of Dallas LC	TX	NIA	Stewart Title Company	Ownership	51.0	Stewart Information Services Corporati	
		00000	76-0414764				Priority Title Company of Houston, LC	TX	NIA	Stewart Title Company	Ownership	51.0	Stewart Information Services Corporati	
		00000	20-2138887				Professional Real Estate Tax Dallas	TX	NIA	Stewart Title Company	Ownership	100.0	Stewart Information Services Corporati	
		00000	20-1062260				Professional Real Estate Tax Houston	TX	NIA	Stewart Title Company	Ownership	100.0	Stewart Information Services Corporati	
		00000	20-5764898				PropertyInfo Corporation	TX	NIA	Stewart Title Company	Ownership	100.0	Stewart Information Services Corporati	
		00000	20-5764818				Advantage Title Solutions, LLC	TX	NIA	PropertyInfo Corporation	Ownership	60.0	Stewart Information Services Corporati	

SCHEDULE Y

PART 1A - DETAIL OF INSURANCE HOLDING COMPANY SYSTEM

1	2	3	4	5	6	7	8	9	10	11	12	13	14	15
Group Code	Group Name	NAIC Company Code	Federal ID Number	Federal RSSD	CIK	Name of Securities Exchange if Publicly Traded (U.S. or International)	Names of Parent, Subsidiaries Or Affiliates	Domiciliary Location	Relationship to Reporting Entity	Directly Controlled by (Name of Entity / Person)	Type of Control (Ownership, Board, Management, Attorney-in-Fact, Influence, Other)	If Control is Ownership Provide Percentage	Ultimate Controlling Entity(ies)/Person(s)	*
		00000					Advantage Title Solutions S.R.L.	ROU	NIA	Advantage Title Solutions, LLC	Ownership	100.0	Stewart Information Services Corporati	
		00000	84-1571001				Reveal Systems, Inc	CO	NIA	PropertyInfo Corporation	Ownership	51.0	Stewart Information Services Corporati	
		00000	33-0731871				Quantum Leap Realty Technologies Inc	CA	NIA	Stewart Title Company	Ownership	100.0	Stewart Information Services Corporati	
		00000	46-3045823				Red Oak Title, LLC	TX	IA	Stewart Title Company	Ownership	51.0	Stewart Information Services Corporati	
		00000	45-0431725				Red River Title Services Inc	ND	NIA	Stewart Title Company	Ownership	100.0	Stewart Information Services Corporati	
		00000	20-5925300				Richmond Settlement Solutions, LLC	VA	NIA	Stewart Title Company	Ownership	15.0	Stewart Information Services Corporati	
		00000	20-0338913				RET Solutions, LLC	OH	NIA	RT Holdings, Ltd.	Ownership	51.0	Stewart Information Services Corporati	
		00000	20-0297087				S & S Title Company, LLC	TX	NIA	Stewart Title Company	Ownership	51.0	Stewart Information Services Corporati	
		00000	45-1473453				SAB Holdings, LLC	CO	NIA	Stewart Title Company	Ownership	100.0	Stewart Information Services Corporati	
		00000	26-1202085				Colorado Professional Title, LLC	CO	NIA	SAB Holdings, LLC	Ownership	35.0	Stewart Information Services Corporati	
		00000	45-0923423				Community Title, LLC	CO	NIA	SAB Holdings, LLC	Ownership	35.0	Stewart Information Services Corporati	
		00000	41-2206132				The Group Guaranteed Title, LLLP	CO	NIA	SAB Holdings, LLC	Ownership	30.0	Stewart Information Services Corporati	
		00000					Stewart Title Puerto Rico, Inc.	PRI	NIA	Stewart Title Company	Ownership	100.0	Stewart Information Services Corporati	
		00000	84-0508648				S-K-L-D Title Services, Inc.	CO	NIA	Stewart Title Company	Ownership	12.0	Stewart Information Services Corporati	
		00000	73-1093494				Stewart Abstract & Title of Oklahoma	OK	NIA	Stewart Title Company	Ownership	100.0	Stewart Information Services Corporati	
		00000	59-3196261				Stewart Approved Title Inc.	FL	NIA	Stewart Title Company	Ownership	100.0	Stewart Information Services Corporati	
		00000	80-0616028				Final Negotiations, LLC	FL	NIA	Stewart Title Company	Ownership	100.0	Stewart Information Services Corporati	
		00000	26-2781406				Stewart Default Services	CA	NIA	Stewart Title Company	Ownership	100.0	Stewart Information Services Corporati	
		00000	75-3060361				Stewart Financial Services, Inc	TX	NIA	Stewart Title Company	Ownership	100.0	Stewart Information Services Corporati	
		00000	76-0450977				Stewart Lender Services, Inc.	TX	NIA	Stewart Title Company	Ownership	100.0	Stewart Information Services Corporati	
		00000	76-0570062				Electronic Closing Services, Inc.	PA	NIA	Stewart Lender Services, Inc.	Ownership	100.0	Stewart Information Services Corporati	
		00000	47-0941826				Home Retention Services, Inc.	TX	NIA	Stewart Lender Services, Inc.	Ownership	100.0	Stewart Information Services Corporati	
		00000	13-4359171				Stewart Valuation Services, LLC	DE	NIA	Stewart Lender Services, Inc.	Ownership	100.0	Stewart Information Services Corporati	
		00000					Stewart Lender Services, Latin America, S.A.	CRI	NIA	Stewart Lender Services, Inc.	Ownership	100.0	Stewart Information Services Corporati	
		00000	59-3138030				Stewart Properties of Tampa, Inc.	FL	NIA	Stewart Title Company	Ownership	100.0	Stewart Information Services Corporati	
		00000	59-3138251				Tampa Cypress Partners Inc.	FL	NIA	Stewart Properties of Tampa, Inc.	Ownership	50.0	Stewart Information Services Corporati	
		00000	20-0726763				Stewart Solutions, LLC	TX	NIA	Stewart Title Company	Ownership	100.0	Stewart Information Services Corporati	
		00000	20-1626380				Stewart Insurance and Financial Services, LLC	CA	NIA	Stewart Solutions, LLC	Ownership	100.0	Stewart Information Services Corporati	
		00000	54-1595686				Stewart Title & Escrow Inc.	VA	NIA	Stewart Title Company	Ownership	70.0	Stewart Information Services Corporati	
		00000	92-0184699				Kanawha Land Title Services, LLC	VA	NIA	Stewart Title & Escrow Inc.	Ownership	10.0	Stewart Information Services Corporati	
		00000	03-0540257				Potomac Land Title Company	VA	NIA	Stewart Title & Escrow Inc.	Ownership	50.0	Stewart Information Services Corporati	
		00000	27-5102648				Red Fox Title, LLC	VA	NIA	Stewart Title & Escrow Inc.	Ownership	50.0	Stewart Information Services Corporati	
		00000	54-1723012				Signature & Stewart Settlements, L.C.	VA	NIA	Stewart Title & Escrow Inc.	Ownership	80.0	Stewart Information Services Corporati	
		00000	54-1710763				Stewart Title-Shenandoah Valley, L.C.	VA	NIA	Stewart Title & Escrow Inc.	Ownership	75.0	Stewart Information Services Corporati	
		00000	46-2103198				Superior Title Services	VA	NIA	Stewart Title & Escrow Inc.	Ownership	25.0	Stewart Information Services Corporati	
		00000	54-1473996				Stewart Title & Settlement Services, Inc.	VA	NIA	Stewart Title Company	Ownership	95.0	Stewart Information Services Corporati	
		00000	27-4576358				Allegiance Title Partners, LLC	VA	NIA	Stewart Title & Settlement Services, Inc.	Ownership	40.0	Stewart Information Services Corporati	
		00000	03-0522169				Choice Title, LLC	VA	NIA	Stewart Title & Settlement Services, Inc.	Ownership	50.0	Stewart Information Services Corporati	
		00000	20-0691210				Cooperative Title Services, LLC	VA	NIA	Stewart Title & Settlement Services, Inc.	Ownership	50.0	Stewart Information Services Corporati	
		00000	20-0182416				First Patriot Title LLC	VA	NIA	Stewart Title & Settlement Services, Inc.	Ownership	40.0	Stewart Information Services Corporati	
		00000	45-1620112				J&D Title Services, LLC	VA	NIA	Stewart Title & Settlement Services, Inc.	Ownership	50.0	Stewart Information Services Corporati	
		00000	20-0488200				Member's Assurance Title Services, LLC	VA	NIA	Stewart Title & Settlement Services, Inc.	Ownership	50.0	Stewart Information Services Corporati	
		00000	20-3414392				New Town Title LLC	VA	NIA	Stewart Title & Settlement Services, Inc.	Ownership	45.0	Stewart Information Services Corporati	
		00000	43-1977250				Princess Anne Title LLC	VA	NIA	Stewart Title & Settlement Services, Inc.	Ownership	40.0	Stewart Information Services Corporati	

SCHEDULE Y

PART 1A - DETAIL OF INSURANCE HOLDING COMPANY SYSTEM

1	2	3	4	5	6	7	8	9	10	11	12	13	14	15
Group Code	Group Name	NAIC Company Code	Federal ID Number	Federal RSSD	CIK	Name of Securities Exchange if Publicly Traded (U.S. or International)	Names of Parent, Subsidiaries Or Affiliates	Domiciliary Location	Relationship to Reporting Entity	Directly Controlled by (Name of Entity / Person)	Type of Control (Ownership, Board, Management, Attorney-in-Fact, Influence, Other)	If Control is Ownership Provide Percentage	Ultimate Controlling Entity(ies)/Person(s)	*
		00000	86-0223200				Stewart Title & Trust of Phoenix, Inc.	AZ	NIA	Stewart Title Company	Ownership	83.2	Stewart Information Services Corporati	
		00000	42-2164006				Citizens Title Agency of Arizona, LLC	AZ	NIA	Stewart Title & Trust of Phoenix Inc.	Ownership	100.0	Stewart Information Services Corporati	
		00000	86-0192318				Citizens Title & Trust	AZ	NIA	Stewart Title & Trust of Phoenix Inc.	Ownership	100.0	Stewart Information Services Corporati	
		00000	86-0587086				H/7 Corporation	AZ	NIA	Stewart Title & Trust of Phoenix Inc.	Ownership	100.0	Stewart Information Services Corporati	
		00000	86-0941501				Safe Harbor Funding, LLC	AZ	NIA	Stewart Title & Trust of Phoenix Inc.	Ownership	100.0	Stewart Information Services Corporati	
		00000	86-0435889				Safford Title Agency, Inc.	AZ	NIA	Stewart Title & Trust of Phoenix Inc.	Ownership	100.0	Stewart Information Services Corporati	
		00000	86-0169247				Stewart Title & Trust of Tucson	AZ	NIA	Stewart Title & Trust of Phoenix Inc.	Ownership	100.0	Stewart Information Services Corporati	
		00000	83-0314424				Stewart Title Co. of Gillette Inc.	WY	NIA	Stewart Title Company	Ownership	100.0	Stewart Information Services Corporati	
		00000	41-1334640				Stewart Title Company of Minnesota, Inc.	MN	NIA	Stewart Title Company	Ownership	100.0	Stewart Information Services Corporati	
		00000	85-0446018				Stewart Title of Albuquerque, LLC	NM	NIA	Stewart Title Company	Ownership	61.0	Stewart Information Services Corporati	
		00000	45-2605883				Stewart Title of Arkansas, LLC	AR	NIA	Stewart Title Company	Ownership	100.0	Stewart Information Services Corporati	
		00000	95-4607898				Stewart Title of California Inc.	CA	NIA	Stewart Title Company	Ownership	100.0	Stewart Information Services Corporati	
		00000	74-0540707				Stewart Title of Cameron County, Inc.	TX	NIA	Stewart Title Company	Ownership	100.0	Stewart Information Services Corporati	
		00000	26-4367946				Stewart Title of Durango, LLC	CO	NIA	Stewart Title Company	Ownership	30.0	Stewart Information Services Corporati	
		00000	59-3739300				Stewart Title of Four Corners Inc.	FL	NIA	Stewart Title Company	Ownership	100.0	Stewart Information Services Corporati	
		00000	75-1609998				Stewart Title of Lubbock Inc.	TX	NIA	Stewart Title Company	Ownership	80.0	Stewart Information Services Corporati	
		00000	75-2895334				Lubbock Data	TX	NIA	Stewart Title of Lubbock Inc.	Ownership	50.0	Stewart Information Services Corporati	
		00000	52-1723834				Stewart Title of Maryland Inc.	MD	NIA	Stewart Title Company	Ownership	90.0	Stewart Information Services Corporati	
		00000	27-0050029				Stewart Title Group, LLC	MD	NIA	Stewart Title of Maryland Inc.	Ownership	60.0	Stewart Information Services Corporati	
		00000	74-1729137				Stewart Title of Montgomery County, Inc	TX	NIA	Stewart Title Company	Ownership	50.0	Stewart Information Services Corporati	
		00000	16-1694594				Stewart Title of Spokane, LLC	WA	NIA	Stewart Title Company	Ownership	51.0	Stewart Information Services Corporati	
		00000	74-1534607				Stewart Title of the Coastal Bend, Inc.	TX	NIA	Stewart Title Company	Ownership	80.0	Stewart Information Services Corporati	
		00000	20-1631816				Strategic Title Company LLC	TX	NIA	Stewart Title Company	Ownership	51.0	Stewart Information Services Corporati	
		00000	45-0491890				Summit Land Title, LLC	TN	NIA	Stewart Title Company	Ownership	51.0	Stewart Information Services Corporati	
		00000	75-1006635				Texarkana Title & Abstract Company	TX	NIA	Stewart Title Company	Ownership	98.0	Stewart Information Services Corporati	
		00000	22-1953929				The Title Company of Jersey	NJ	NIA	Stewart Title Company	Ownership	12.4	Stewart Information Services Corporati	
		00000	81-0569576				Third Capital Title Agency	OH	NIA	Stewart Title Company	Ownership	40.0	Stewart Information Services Corporati	
		00000	84-1446701				Title Records, LLC	CO	NIA	Stewart Title Company	Ownership	40.0	Stewart Information Services Corporati	
		00000	75-2254859				U.S. Title Company of Wichita County, Ltd	TX	NIA	Stewart Title Company	Ownership	48.4	Stewart Information Services Corporati	
		00000	20-1849071				United Title Guaranty Agency, LLC	AK	NIA	Stewart Title Company	Ownership	40.0	Stewart Information Services Corporati	
		00000	71-0922599				Yankton Title Company, Inc.	SD	NIA	Stewart Title Company	Ownership	94.6	Stewart Information Services Corporati	
		00000	77-0354503				Asset Preservation, Inc.	CA	NIA	Stewart Title Company	Ownership	100.0	Stewart Information Services Corporati	
		00000	68-0403502				API Properties Corporation	CA	NIA	Asset Preservation, Inc.	Ownership	100.0	Stewart Information Services Corporati	
		00000	68-0434902				API Properties Nevada, Inc.	NV	NIA	Asset Preservation, Inc.	Ownership	100.0	Stewart Information Services Corporati	
		00000	57-2025106				Hedgerow Properties, LLC	TX	NIA	Asset Preservation, Inc.	Ownership	50.0	Stewart Information Services Corporati	
		00000	26-2477928				Parked Properties NY, Inc.	NY	NIA	Asset Preservation, Inc.	Ownership	100.0	Stewart Information Services Corporati	
		00000					Stewart Title Latin America, Inc.	VIR	NIA	Stewart Title Company	Ownership	30.0	Stewart Information Services Corporati	
		00000					Stewart Costa Rica ABC, S.A.	CRI	NIA	Stewart Latin America, Inc.	Ownership	100.0	Stewart Information Services Corporati	
		00000					Stewart Costa Rica Trust & Escrow Company Limited, S.A.	CRI	NIA	Stewart Costa Rica ABC, S.A.	Ownership	100.0	Stewart Information Services Corporati	
		00000					Stewart Latin America Inmobiliaria, S.A.	CRI	NIA	Stewart Costa Rica ABC, S.A.	Ownership	100.0	Stewart Information Services Corporati	
		00000					Stewart Latin America, S.A. de C.V.	MEX	NIA	Stewart Latin America, Inc.	Ownership	100.0	Stewart Information Services Corporati	
		00000					Stewart Panama, S.A.	PAN	NIA	Stewart Latin America, Inc.	Ownership	100.0	Stewart Information Services Corporati	
		00000					Stewart Title Dominicana, S.A.	DOM	NIA	Stewart Latin America, Inc.	Ownership	82.1	Stewart Information Services Corporati	
		00000					Stewart Title Eastern Caribbean, Ltd.	AIA	NIA	Stewart Latin America, Inc.	Ownership	83.0	Stewart Information Services Corporati	

SCHEDULE Y

PART 1A - DETAIL OF INSURANCE HOLDING COMPANY SYSTEM

1	2	3	4	5	6	7	8	9	10	11	12	13	14	15
Group Code	Group Name	NAIC Company Code	Federal ID Number	Federal RSSD	CIK	Name of Securities Exchange if Publicly Traded (U.S. or International)	Names of Parent, Subsidiaries Or Affiliates	Domiciliary Location	Relationship to Reporting Entity	Directly Controlled by (Name of Entity / Person)	Type of Control (Ownership, Board, Management, Attorney-in-Fact, Influence, Other)	If Control is Ownership Provide Percentage	Ultimate Controlling Entity(ies)/Person(s)	*
		00000					Stewart Title Latin America Operations, S.A.	CRI	NIA	Stewart Latin America, Inc.	Ownership	100.0	Stewart Information Services Corporati	
		00000					Stewart Title Baja, S.A. de C.V.	MEX	NIA	Stewart Latin America, S.A. de C.V.	Ownership	99.0	Stewart Information Services Corporati	
		00000					Stewart Title Puerto Penasco, S.A. de C.V.	MEX	NIA	Stewart Title Baja, S.A. de C.V.	Ownership	50.0	Stewart Information Services Corporati	
		00000					Stewart Title Guadalajara, S.A. de C.V.	MEX	NIA	Stewart Latin America, S.A. de C.V.	Ownership	77.5	Stewart Information Services Corporati	
		00000					Stewart Title Los Cabos, S.A. de C.V.	MEX	NIA	Stewart Latin America, S.A. de C.V.	Ownership	100.0	Stewart Information Services Corporati	
		00000					Stewart Title Monterey, S.A. de C.V.	MEX	NIA	Stewart Latin America, S.A. de C.V.	Ownership	100.0	Stewart Information Services Corporati	
		00000					Stewart Title Puerto Penasco, S.A. de C.V.	MEX	NIA	Stewart Latin America, S.A. de C.V.	Ownership	50.0	Stewart Information Services Corporati	
		00000					Stewart Title Riviera Maya, S.A. de C.V.	MEX	NIA	Stewart Latin America, S.A. de C.V.	Ownership	100.0	Stewart Information Services Corporati	
		00000	80-0914496				Stewart Institutional Exchange Srvc	NY	NIA	Asset Preservation	Ownership	100.0	Stewart Information Services Corporati	

PART 1 – LOSS EXPERIENCE

	Current Year to Date				5 Prior Year to Date Direct Loss Percentage
	1 Direct Premiums Written	2 Other Income (Page 4, Lines 1.2 + 1.3 + 2)	3 Direct Losses Incurred	4 Direct Loss Percentage Cols. 3 / (1 + 2)	
1. Direct operations	23,680,917	10,050,486	75,945	0.20	1.00
2. Agency operations:					
2.1 Non-affiliated agency operations	129,127,510	136,941	7,054,319	5.50	3.70
2.2 Affiliated agency operations	157,899				
3. Totals	152,966,326	10,187,427	7,130,264	4.40	3.10

PART 2 – DIRECT PREMIUMS WRITTEN

	1 Current Quarter	2 Current Year to Date	3 Prior Year Year to Date
1. Direct operations	9,095,184	23,680,917	22,432,548
2. Agency operations:			
2.1 Non-affiliated agency operations	43,151,889	129,127,510	128,488,362
2.2 Affiliated agency operations	53,027	157,899	154,630
3. Totals	52,300,100	152,966,326	151,075,540

OVERFLOW PAGE FOR WRITE-INS

Page 2 - Continuation

ASSETS

	Current Year			Prior Year
	1	2	3	4
		Nonadmitted	Net Admitted	Net Admitted
	Assets	Assets	Assets	Assets
			(Cols. 1 - 2)	
REMAINING WRITE-INS AGGREGATED AT LINE 25 FOR OTHER THAN INVESTED ASSETS				
2504. Other Receivable	11,686		11,686	10,625
2597. Totals (Lines 2501 through 2596) (Page 2, Line 2598)	11,686		11,686	10,625

SCHEDULE A - VERIFICATION**Real Estate**

	1 Year To Date	2 Prior Year Ended December 31
1. Book/adjusted carrying value, December 31 of prior year	1,127,438	1,196,642
2. Cost of acquired:		
2.1 Actual cost at time of acquisition		
2.2 Additional investment made after acquisition		808
3. Current year change in encumbrances		
4. Total gain (loss) on disposals		
5. Deduct amounts received on disposals		
6. Total foreign exchange change in book/adjusted carrying value		
7. Deduct current year's other than temporary impairment recognized		
8. Deduct current year's depreciation	52,860	70,012
9. Book/adjusted carrying value at the end of current period (Lines 1 + 2 + 3 + 4 - 5 + 6 - 7 - 8)	1,074,578	1,127,438
10. Deduct total nonadmitted amounts		
11. Statement value at end of current period (Line 9 minus Line 10)	1,074,578	1,127,438

SCHEDULE B - VERIFICATION**Mortgage Loans**

	1 Year To Date	2 Prior Year Ended December 31
1. Book value/recorded investment excluding accrued interest, December 31 of prior year		
2. Cost of acquired:		
2.1 Actual cost at time of acquisition		
2.2 Additional investment made after acquisition		
3. Capitalized deferred interest and other		
4. Accrual of discount		
5. Unrealized valuation increase (decrease)		
6. Total gain (loss) on disposals		
7. Deduct amounts received on disposals		
8. Deduct amortization of premium and mortgage interest points and commitment fees		
9. Total foreign exchange change in book value/recorded investment excluding accrued interest		
10. Deduct current year's other than temporary impairment recognized		
11. Book value/recorded investment excluding accrued interest at end of current period (Lines 1 + 2 + 3 + 4 + 5 + 6 - 7 - 8 + 9 - 10)		
12. Total valuation allowance		
13. Subtotal (Line 11 plus Line 12)		
14. Deduct total nonadmitted amounts		
15. Statement value at end of current period (Line 13 minus Line 14)		

SCHEDULE BA - VERIFICATION**Other Long-Term Invested Assets**

	1 Year To Date	2 Prior Year Ended December 31
1. Book/adjusted carrying value, December 31 of prior year	61,021	128,790
2. Cost of acquired:		
2.1 Actual cost at time of acquisition		
2.2 Additional investment made after acquisition		
3. Capitalized deferred interest and other		
4. Accrual of discount		
5. Unrealized valuation increase (decrease)	176,872	65,531
6. Total gain (loss) on disposals		
7. Deduct amounts received on disposals	125,479	133,300
8. Deduct amortization of premium and depreciation		
9. Total foreign exchange change in book/adjusted carrying value		
10. Deduct current year's other than temporary impairment recognized		
11. Book/adjusted carrying value at end of current period (Lines 1 + 2 + 3 + 4 + 5 + 6 - 7 - 8 + 9 - 10)	112,414	61,021
12. Deduct total nonadmitted amounts		
13. Statement value at end of current period (Line 11 minus Line 12)	112,414	61,021

SCHEDULE D - VERIFICATION**Bonds and Stocks**

	1 Year To Date	2 Prior Year Ended December 31
1. Book/adjusted carrying value of bonds and stocks, December 31 of prior year	84,030,868	74,403,411
2. Cost of bonds and stocks acquired	22,436,291	24,463,713
3. Accrual of discount	15,574	12,762
4. Unrealized valuation increase (decrease)		
5. Total gain (loss) on disposals	393,127	697,503
6. Deduct consideration for bonds and stocks disposed of	16,790,500	14,401,716
7. Deduct amortization of premium	1,018,417	1,144,805
8. Total foreign exchange change in book/adjusted carrying value		
9. Deduct current year's other than temporary impairment recognized		
10. Book/adjusted carrying value at end of current period (Lines 1 + 2 + 3 + 4 + 5 - 6 - 7 + 8 - 9)	89,066,943	84,030,868
11. Deduct total nonadmitted amounts		
12. Statement value at end of current period (Line 10 minus Line 11)	89,066,943	84,030,868

SCHEDULE D - PART 1B

Showing the Acquisitions, Dispositions and Non-Trading Activity
During the Current Quarter for all Bonds and Preferred Stock by NAIC Designation

NAIC Designation	1 Book/Adjusted Carrying Value Beginning of Current Quarter	2 Acquisitions During Current Quarter	3 Dispositions During Current Quarter	4 Non-Trading Activity During Current Quarter	5 Book/Adjusted Carrying Value End of First Quarter	6 Book/Adjusted Carrying Value End of Second Quarter	7 Book/Adjusted Carrying Value End of Third Quarter	8 Book/Adjusted Carrying Value December 31 Prior Year
BONDS								
1. NAIC 1 (a)	72,556,190	8,531,424	12,686,364	(267,953)	72,053,971	72,556,190	68,133,297	63,942,534
2. NAIC 2 (a)	21,000,514			(66,868)	21,067,062	21,000,514	20,933,646	20,088,334
3. NAIC 3 (a)								
4. NAIC 4 (a)								
5. NAIC 5 (a)								
6. NAIC 6 (a)								
7. Total Bonds	93,556,704	8,531,424	12,686,364	(334,821)	93,121,033	93,556,704	89,066,943	84,030,868
PREFERRED STOCK								
8. NAIC 1								
9. NAIC 2								
10. NAIC 3								
11. NAIC 4								
12. NAIC 5								
13. NAIC 6								
14. Total Preferred Stock								
15. Total Bonds & Preferred Stock	93,556,704	8,531,424	12,686,364	(334,821)	93,121,033	93,556,704	89,066,943	84,030,868

(a) Book/Adjusted Carrying Value column for the end of the current reporting period includes the following amount of non-rated, short-term and cash-equivalent bonds by NAIC designation:

NAIC 1 \$ 0; NAIC 2 \$ 0; NAIC 3 \$ 0; NAIC 4 \$ 0; NAIC 5 \$ 0; NAIC 6 \$ 0

- NONE Schedule DA - Part 1 and Verification**
- NONE Schedule DB - Part A and B Verification**
- NONE Schedule DB - Part C - Section 1**
- NONE Schedule DB - Part C - Section 2**
- NONE Schedule DB - Verification**
- NONE Schedule E Verification**
- NONE Schedule A - Part 2 and 3**
- NONE Schedule B - Part 2 and 3**

SCHEDULE D - PART 3

Show All Long-Term Bonds and Stock Acquired During the Current Quarter

1 CUSIP Ident- ification	2 Description	3 Foreign	4 Date Acquired	5 Name of Vendor	6 Number of Shares of Stock	7 Actual Cost	8 Par Value	9 Paid for Accrued Interest and Dividends	10 NAIC Designation or Market Indicator (a)
117565-6M-8	BRYAN TX Co:1 Lot:1		07/08/2014	Barclays Capital		967,112	800,000.00	1,889	1FE
20772J-TP-7	CONNECTICUT ST Co:1 Lot:1		07/07/2014	Bosc, Inc		911,558	750,000.00	3,750	1FE
57582P-3V-0	MASSACHUSETTS ST Co:1 Lot:1		07/07/2014	Samco Service Asset		1,198,920	1,000,000.00		1FE
2499999	U.S. Total Bonds Political Subdivisions of States, Territories and Possessions				X X X	3,077,590	2,550,000.00	5,639	X X X
084670-BJ-6	BERKSHIRE HATHAWAY INC DEL Co:1 Lot:1		07/08/2014	Daiwa Capital		1,499,745	1,500,000.00	18,750	1FE
12572Q-AE-5	CME GROUP INC Co:1 Lot:3		07/09/2014	First Tennessee Corporate		199,176	200,000.00	1,983	1FE
20030N-BA-8	COMCAST CORP Co:1 Lot:2		07/17/2014	Stifel,Nicolaus & Company		744,543	650,000.00	13,111	2FE
20030N-BA-8	COMCAST CORP Co:1 Lot:3		07/17/2014	Stifel,Nicolaus & Company		2,176,355	1,900,000.00	38,325	2FE
94974B-FC-9	WELLS FARGO & COMPANY Co:1 Lot:3		08/19/2014	Wells Fargo Brokerage		417,008	400,000.00	6,378	1FE
94974B-FC-9	WELLS FARGO & COMPANY Co:1 Lot:4		08/19/2014	Wells Fargo Brokerage		417,008	400,000.00	6,378	1FE
3899999	Total Bonds Industrial and Miscellaneous (Unaffiliated)				X X X	5,453,835	5,050,000.00	84,925	X X X
8399997	Total Bonds Part 3				X X X	8,531,425	7,600,000.00	90,564	X X X
8399998	Summary Item from Part 5 for Bonds				X X X	X X X	X X X	X X X	X X X
8399999	Total Bonds				X X X	8,531,425	7,600,000.00	90,564	X X X
9999999	Totals				X X X	8,531,425	X X X	90,564	X X X

E04

(a) For all common stock bearing the NAIC market indicator 'U' provide: the number of such issues 0.

SCHEDULE D - PART 4

Show All Long-Term Bonds and Stock Sold, Redeemed or Otherwise Disposed of During the Current Quarter

1 CUSIP Identification	2 Description	3 F o r e i g n	4 Disposal Date	5 Name of Purchaser	6 Number of Shares of Stock	7 Consideration	8 Par Value	9 Actual Cost	10 Prior Year Book/Adjusted Carrying Value	Change in Book/Adjusted Carrying Value					16 Book/Adjusted Carrying Value at Disposal Date	17 Foreign Exchange Gain (Loss) on Disposal	18 Realized Gain (Loss) on Disposal	19 Total Gain (Loss) on Disposal	20 Bond Interest/Stock Dividends Received During Year	21 Stated Contractual Maturity Date	22 NAIC Designation or Market Indicator (a)
										11 Unrealized Valuation Increase/(Decrease)	12 Current Year's (Amortization)/Accretion	13 Current Year's Other Than Temporary Impairment Recognized	14 Total Change in B./A.C.V. (11+12-13)	15 Total Foreign Exchange Change in B./A.C.V.							
31359M-7X-5	FANNIE MAE Co:1 Lot:1		07/24/2014	Morgan Stanley		555,335	500,000.00	527,415	511,283		(1,782)		(1,782)		509,501		45,834	45,834	17,639	05/11/2017	1FE
0599999	Total - Bonds - U.S. Governments					555,335	500,000.00	527,415	511,283		(1,782)		(1,782)		509,501		45,834	45,834	17,639	X X X	X X X
00440E-AK-3	ACE INA HOLDINGS Co:1 Lot:1		07/24/2014	BNY Securities		854,318	750,000.00	821,145	789,240		(4,852)		(4,852)		784,388		69,930	69,930	37,942	03/15/2018	1FE
00440E-AK-3	ACE INA HOLDINGS Co:1 Lot:4		07/24/2014	BNY Securities		284,773	250,000.00	270,795	261,936		(1,473)		(1,473)		260,464		24,309	24,309	12,647	03/15/2018	1FE
00440E-AK-3	ACE INA HOLDINGS Co:1 Lot:5		07/24/2014	BNY Securities		227,818	200,000.00	233,106	222,119		(2,808)		(2,808)		219,311		8,507	8,507	10,118	03/15/2018	1FE
05531F-AN-3	BB & T Corporation Co:1 Lot:2		07/24/2014	Daiwa Capital		806,920	800,000.00	786,864	788,154		1,426		1,426		789,580		17,340	17,340	10,022	06/19/2018	1FE
05531F-AN-3	BB & T Corporation Co:1 Lot:3		07/24/2014	Daiwa Capital		519,455	515,000.00	514,161	514,206		96		96		514,302		5,152	5,152	6,452	06/19/2018	1FE
084670-BJ-6	BERKSHIRE HATHAWAY INC DEL Co:		07/24/2014	Daiwa Capital		1,495,065	1,500,000.00	1,499,745			1		1		1,499,746		(4,681)	(4,681)	21,000	02/11/2023	1FE
166764-AB-6	CHEVRON CORP Co:1 Lot:1		07/24/2014	Weller, Anderson, & Ch		1,440,600	1,500,000.00	1,408,800			4,264		4,264		1,413,064		27,536	27,536	22,961	12/05/2022	1FE
20030N-AZ-4	COMCAST CORP Co:1 Lot:1		07/17/2014	Stifel,Nicolaus & Comp		583,935	500,000.00	583,115	578,550		(7,281)		(7,281)		571,269		12,666	12,666	30,163	07/01/2019	2FE
20030N-AZ-4	COMCAST CORP Co:1 Lot:2		07/17/2014	Stifel,Nicolaus & Comp		583,935	500,000.00	583,115	578,550		(7,281)		(7,281)		571,269		12,666	12,666	30,163	07/01/2019	2FE
20030N-AZ-4	COMCAST CORP Co:1 Lot:3		07/17/2014	Stifel,Nicolaus & Comp		175,181	150,000.00	176,010			(1,897)		(1,897)		174,113		1,067	1,067	4,774	07/01/2019	2FE
20030N-AZ-4	COMCAST CORP Co:1 Lot:4		07/17/2014	Stifel,Nicolaus & Comp		1,623,339	1,390,000.00	1,631,026			(17,576)		(17,576)		1,613,450		9,890	9,890	44,237	07/01/2019	2FE
59156R-AX-6	METLIFE INC. Co:1 Lot:2		07/24/2014	Weller, Anderson, & Ch		223,944	200,000.00	229,404	225,036		(1,813)		(1,813)		223,223		721	721	9,263	02/08/2021	1FE
59156R-AX-6	METLIFE INC. Co:1 Lot:2		07/24/2014	Weller, Anderson, & Ch		559,860	500,000.00	547,675	545,718		(3,256)		(3,256)		542,462		17,398	17,398	23,156	02/08/2021	1FE
59156R-AX-6	METLIFE INC. Co:1 Lot:2		07/24/2014	Weller, Anderson, & Ch		839,790	750,000.00	832,395			(5,023)		(5,023)		827,372		12,418	12,418	34,734	02/08/2021	1FE
90331H-KP-7	US BANK NA Co:1 Lot:1		07/24/2014	Weller, Anderson, & Ch		809,400	800,000.00	863,792	811,917		(8,047)		(8,047)		803,869		5,531	5,531	29,590	10/30/2014	1FE
90331H-KP-7	US BANK NA Co:1 Lot:3		07/24/2014	Weller, Anderson, & Ch		252,938	250,000.00	274,733	256,659		(4,508)		(4,508)		252,151		786	786	9,247	10/30/2014	1FE
94974B-FC-9	WELLS FARGO & COMPANY Co:1 Lot:		07/24/2014	UBS Paine Webber		1,139,193	1,100,000.00	1,117,732			(901)		(901)		1,116,831		22,362	22,362	34,329	03/08/2022	1FE
3899999	Total - Bonds - Industrial and Miscellaneous (Unaffiliated)					12,420,464	11,655,000.00	12,373,613	5,572,085		(60,929)		(60,929)		12,176,864		243,598	243,598	370,798	X X X	X X X
8399997	Total - Bonds - Part 4					12,975,799	12,155,000.00	12,901,028	6,083,368		(62,711)		(62,711)		12,686,365		289,432	289,432	388,437	X X X	X X X
8399998	Summary Item from Part 5 for Bonds					X X X	X X X	X X X	X X X	X X X	X X X	X X X	X X X	X X X	X X X	X X X	X X X	X X X	X X X	X X X	X X X
8399999	Total Bonds					12,975,799	12,155,000.00	12,901,028	6,083,368		(62,711)		(62,711)		12,686,365		289,432	289,432	388,437	X X X	X X X
9999999	Totals					12,975,799	X X X	12,901,028	6,083,368		(62,711)		(62,711)		12,686,365		289,432	289,432	388,437	X X X	X X X

(a) For all common stock bearing the NAIC market indicator 'U' provide: the number of such issues 0.

- NONE Schedule DB - Part A - Section 1**
- NONE Schedule DB - Part B - Section 1**
- NONE Schedule DB - Part D - Section 1**
- NONE Schedule DB - Part D - Section 2**
- NONE Schedule DL - Part 1**
- NONE Schedule DL - Part 2**

SCHEDULE E - PART 1 - CASH

Month-End Depository Balances

1 Depository	2 Code	3 Rate of Interest	4 Amount of Interest Received During Current Quarter	5 Amount of Interest Accrued at Current Statement Date	Book Balance at End of Each Month During Current Quarter			9 *
					6 First Month	7 Second Month	8 Third Month	
Open Depositories - Section (A) - Segregated Funds Held for Others								
JP Morgan Chase					2,211,772	11,772	11,772	
JP Morgan Chase					106,736,276	75,910,951	81,958,785	
Citibank, N.A					11,347,713	5,064,674	9,434,821	
Citibank, N.A					80,646,941	89,034,623	86,779,846	
Investors Bank					855,272	885,884	856,076	
JP Morgan Chase					4,398,191	4,398,221	4,398,251	
JP Morgan Chase					286,571	473,412	1,247,551	
JP Morgan Chase					3,377,603	5,569,484	3,592,794	
JP Morgan Chase					1,858,441	1,854,999	1,858,885	
JP Morgan Chase					93,440	98,532	92,278	
Citibank, N.A					1	1	1	
Citibank, N.A					4,418,347	5,980,029	2,011,901	
Citibank, N.A					811,751	905,736	769,285	
Citibank, N.A					1,692,969	1,661,747	1,501,239	
Bank of America					4,934,791	5,030,058	5,318,189	
Bank of America					45,397	36,576	4,212,851	
0199998	Deposits in () depositories which do not exceed the allowable limit in any one depository (see Instructions) - Open Depositories	X X X	X X X					X
0199999	Total Segregated Funds Held for Others	X X X	X X X		223,715,476	196,916,699	204,044,525	X
Open Depositories - Section (B) - General Funds								
State Street Bank					383,307	246,536	380,261	
State Street Bank					218,029	154,336	436,311	
Citibank, N.A			2,234		4,113,217	6,468,461	7,267,742	
JP Morgan Chase					7,152	6,847	6,847	
Bank of America					629,643	444,961	190,250	
0299998	Deposits in () depositories which do not exceed the allowable limit in any one depository (see Instructions) - Open Depositories	X X X	X X X		129,465	129,465	129,465	X
0299999	Total General Funds	X X X	X X X	2,234	5,480,813	7,450,606	8,410,876	X
Open Depositories - Section (C) - Reinsurance Reserve Funds								
0399998	Deposits in () depositories which do not exceed the allowable limit in any one depository (see Instructions) - Open Depositories	X X X	X X X					X
0399999	Total Reinsurance Reserve Funds	X X X	X X X					X
0499999	Total Open Depositories	X X X	X X X	2,234	229,196,289	204,367,305	212,455,401	X
Suspended Depositories - Section (A) - Seg. Funds Held for Others								
0599998	Deposits in () depositories which do not exceed the allowable limit in any one depository (see Instructions) - Suspended Depositories	X X X	X X X					X
0599999	Total Segregated Funds Held for Others	X X X	X X X					X
Suspended Depositories - Section (B) - General Funds								
0699998	Deposits in () depositories which do not exceed the allowable limit in any one depository (see Instructions) - Suspended Depositories	X X X	X X X					X
0699999	Total General Funds	X X X	X X X					X
Suspended Depositories - Section (C) - Reinsurance Reserve Funds								
0799998	Deposits in () depositories which do not exceed the allowable limit in any one depository (see Instructions) - Suspended Depositories	X X X	X X X					X
0799999	Total Reinsurance Reserve Funds	X X X	X X X					X
0899999	Total Suspended Depositories	X X X	X X X					X
0999999	Total Cash on Deposit	X X X	X X X	2,234	229,196,289	204,367,305	212,455,401	X
1099999	Cash in Company's Office	X X X	X X X	X X X	7,442	7,442	7,442	X
1199999	Total Cash	X X X	X X X	2,234	229,203,731	204,374,747	212,462,843	X

NONE Schedule E - Part 2