

QUARTERLY STATEMENT

OF THE

STEWART TITLE

INSURANCE COMPANY

of **NEW YORK**

in the state of **NEW YORK**

TO THE

Insurance Department

OF THE

STATE OF

NEW YORK

FOR THE QUARTER ENDED

March 31, 2012

TITLE

2012



51420201220100101

QUARTERLY STATEMENT

AS OF MARCH 31, 2012
OF THE CONDITION AND AFFAIRS OF THE

Stewart Title Insurance Company

NAIC Group Code	0340 (Current Period)	0340 (Prior Period)	NAIC Company Code	51420	Employer's ID Number	76-0233294
Organized under the Laws of	New York		State of Domicile or Port of Entry New York			
Country of Domicile	United States					
Incorporated/Organized	October 26, 1987			Commenced Business December 2, 1987		
Statutory Home Office	300 East 42nd Street 10th Floor (Street and Number)		New York, NY 10017 (City or Town, State and Zip Code)			
Main Administrative Office	300 East 42nd Street 10th Floor (Street and Number)		New York, NY 10017 (City or Town, State and Zip Code)			
			212-922-0050 (Area Code) (Telephone Number)			
Mail Address	300 East 42nd Street 10th Floor (Street and Number or P.O. Box)		New York, NY 10017 (City or Town, State and Zip Code)			
Primary Location of Books and Records	300 East 42nd Street 10th Floor (Street and Number)		New York, NY 10017 (City or Town, State and Zip Code)		212-922-0050 (Area Code) (Telephone Number)	
Internet Website Address	www.stewart.com					
Statutory Statement Contact	Emily Thai -DeRago (Name)		212-922-0050 (Area Code) (Telephone Number)		(Extension)	
	ethai@stewart.com (E-Mail Address)		212-983-1133 (Fax Number)			

OFFICERS

Chairman of the Board

Michael Skalka

	Name	Title
1.	John F. Welling	President and Chief Operating Officer
2.	Julie A. Curlen	Secretary and Executive Vice President
3.	Emily Thai -DeRago	Treasurer and Vice President
4.	Milliman	Actuary

VICE-PRESIDENTS

Name	Title	Name	Title
Kimberly Allen	Vice President	Ken Anderson	Vice President
Barry Balonek	Vice President	Kristin Bellouny	Vice President
Harold Boxer	Vice President	Genoveva Brown	Vice President
Peter Bryant	Vice President	Paul Bugoni	Vice President
Christopher Burdick	Senior Vice President	Katherine Colucci	Vice President
Joseph Decutiis	Vice President	Scott Deverell	Vice President
John Federowicz	Vice President	John Foley	Senior Vice President
John Frates	Senior Vice President	Gelsomina Gambardella-Terrasi	Vice President
Craig Goldenberg	Vice President	Richard Greiner	Vice President
Peter Iannini	Vice President	John Killea	Senior Vice President
Richard King	Vice President	Pamela Nestico	Vice President
Norma Redditt	Vice President	Vincent Sabia	Vice President
Henry Sillcocks	Vice President	Norman Sloane	Vice President
Thomas Vinci	Vice President		

DIRECTORS OR TRUSTEES

Peter C. Haeffner, Jr.	Matthew J. Leeds	Malcolm Morris	Stewart Morris Jr.
Richard A. Nardi	Michael B. Skalka	John F. Welling	

State of New York

County of New York ss

The officers of this reporting entity being duly sworn, each depose and say that they are the described officers of said reporting entity, and that on the reporting period stated above, all of the herein described assets were the absolute property of the said reporting entity, free and clear from any liens or claims thereon, except as herein stated, and that this statement, together with related exhibits, schedules and explanations therein contained, annexed or referred to, is a full and true statement of all the assets and liabilities and of the condition and affairs of the said reporting entity as of the reporting period stated above, and of its income and deductions therefrom for the period ended, and have been completed in accordance with the NAIC Annual Statement Instructions and Accounting Practices and Procedures manual except to the extent that: (1) state law may differ; or, (2) that state rules or regulations require differences in reporting not related to accounting practices and procedures, according to the best of their information, knowledge and belief, respectively. Furthermore, the scope of this attestation by the described officers also includes the related corresponding electronic filing with the NAIC, when required, that is an exact copy (except for formatting differences due to electronic filing) of the enclosed statement. The electronic filing may be requested by various regulators in lieu of or in addition to the enclosed statement.

(Signature) John F. Welling	(Signature) Julie A. Curlen	(Signature) Emily Thai -DeRago
(Printed Name) 1.	(Printed Name) 2.	(Printed Name) 3.
President and Chief Operating Officer	Secretary and Executive Vice President	Treasurer and Vice President
(Title)	(Title)	(Title)

Subscribed and sworn to before me this _____ day of _____, 2012

a. Is this an original filing? Yes No
 b. If no: 1. State the amendment number _____
 2. Date filed _____
 3. Number of pages attached _____

ASSETS

	Current Statement Date			4 December 31 Prior Year Net Admitted Assets
	1 Assets	2 Nonadmitted Assets	3 Net Admitted Assets (Cols. 1 - 2)	
1. Bonds	73,979,965		73,979,965	73,349,966
2. Stocks:				
2.1 Preferred stocks				
2.2 Common stocks				
3. Mortgage loans on real estate:				
3.1 First liens				
3.2 Other than first liens				
4. Real estate:				
4.1 Properties occupied by the company (less \$ 0 encumbrances)	1,189,985		1,189,985	1,195,723
4.2 Properties held for the production of income (less \$ 0 encumbrances)				
4.3 Properties held for sale (less \$ 0 encumbrances)				
5. Cash (\$ 2,961,255), cash equivalents (\$ 0), and short-term investments (\$ 0)	2,961,255		2,961,255	4,627,368
6. Contract loans (including \$ 0 premium notes)				
7. Derivatives				
8. Other invested assets	59,414		59,414	121,754
9. Receivables for securities				
10. Securities lending reinvested collateral assets				
11. Aggregate write-ins for invested assets				
12. Subtotals, cash and invested assets (Lines 1 to 11)	78,190,619		78,190,619	79,294,811
13. Title plants less \$ 0 charged off (for Title insurers only)	1,160,155		1,160,155	1,225,500
14. Investment income due and accrued	1,032,875		1,032,875	858,007
15. Premiums and considerations:				
15.1 Uncollected premiums and agents' balances in the course of collection	3,767,392	673,950	3,093,442	2,900,079
15.2 Deferred premiums, agents' balances and installments booked but deferred and not yet due (including \$ 0 earned but unbilled premiums)				
15.3 Accrued retrospective premiums				
16. Reinsurance:				
16.1 Amounts recoverable from reinsurers				
16.2 Funds held by or deposited with reinsured companies				
16.3 Other amounts receivable under reinsurance contracts	199,477		199,477	43,957
17. Amounts receivable relating to uninsured plans				
18.1 Current federal and foreign income tax recoverable and interest thereon				
18.2 Net deferred tax asset	5,390,354	2,846,117	2,544,237	1,752,290
19. Guaranty funds receivable or on deposit				
20. Electronic data processing equipment and software	65,959		65,959	81,116
21. Furniture and equipment, including health care delivery assets (\$ 0)	256,040	256,040		
22. Net adjustment in assets and liabilities due to foreign exchange rates				
23. Receivables from parent, subsidiaries and affiliates	25,524		25,524	19,748
24. Health care (\$ 0) and other amounts receivable				
25. Aggregate write-ins for other than invested assets	1,892,707	1,600,170	292,537	414,452
26. Total assets excluding Separate Accounts, Segregated Accounts and Protected Cell Accounts (Lines 12 to 25)	91,981,102	5,376,277	86,604,825	86,589,960
27. From Separate Accounts, Segregated Accounts and Protected Cell Accounts				
28. Total (Lines 26 and 27)	91,981,102	5,376,277	86,604,825	86,589,960

DETAILS OF WRITE-IN LINES				
1101.				
1102.				
1103.				
1198. Summary of remaining write-ins for Line 11 from overflow page				
1199. Totals (Lines 1101 through 1103 plus 1198) (Line 11 above)				
2501. Prepays	1,600,170	1,600,170		
2502. Deposits	200,510		200,510	200,510
2503. Goodwill	82,472		82,472	85,283
2598. Summary of remaining write-ins for Line 25 from overflow page	9,555		9,555	128,659
2599. Totals (Lines 2501 through 2503 plus 2598) (Line 25 above)	1,892,707	1,600,170	292,537	414,452

LIABILITIES, SURPLUS AND OTHER FUNDS

	1	2
	Current Statement Date	December 31 Prior Year
1. Known claims reserve	10,005,797	9,623,841
2. Statutory premium reserve	39,998,020	39,315,294
3. Aggregate of other reserves required by law		
4. Supplemental reserve		
5. Commissions, brokerage and other charges due or accrued to attorneys, agents and real estate brokers		
6. Other expenses (excluding taxes, licenses and fees)	1,560,452	2,137,376
7. Taxes, licenses and fees (excluding federal and foreign income taxes)	(453,887)	75,673
8.1 Current federal and foreign income taxes (including \$ 0 on realized capital gains (losses))	3,817,299	3,490,118
8.2 Net deferred tax liability		
9. Borrowed money \$ 0 and interest thereon \$ 0		
10. Dividends declared and unpaid		
11. Premiums and other consideration received in advance		
12. Unearned interest and real estate income received in advance		
13. Funds held by company under reinsurance treaties		
14. Amounts withheld or retained by company for account of others		
15. Provision for unauthorized reinsurance		
16. Net adjustments in assets and liabilities due to foreign exchange rates		
17. Drafts outstanding		
18. Payable to parent, subsidiaries and affiliates	337,541	781,626
19. Derivatives		
20. Payable for securities		
21. Payable for securities lending		
22. Aggregate write-ins for other liabilities	184,104	177,025
23. Total liabilities (Lines 1 through 22)	55,449,326	55,600,953
24. Aggregate write-ins for special surplus funds		
25. Common capital stock	1,100,000	1,100,000
26. Preferred capital stock		
27. Aggregate write-ins for other than special surplus funds		
28. Surplus notes		
29. Gross paid in and contributed surplus	23,770,650	23,770,650
30. Unassigned funds (surplus)	6,284,848	6,118,357
31. Less treasury stock, at cost:		
31.1 0 shares common (value included in Line 25 \$ 0)		
31.2 0 shares preferred (value included in Line 26 \$ 0)		
32. Surplus as regards policyholders (Lines 24 to 30 less 31)	31,155,498	30,989,007
33. Totals (Page 2, Line 28, Col. 3)	86,604,824	86,589,960

DETAILS OF WRITE-INS		
0301.		
0302.		
0303.		
0398. Summary of remaining write-ins for Line 03 from overflow page		
0399. Totals (Lines 0301 through 0303 plus 0398) (Line 03 above)		
2201. Deferred Rents	173,852	159,084
2202. Deferred Copiers	10,252	17,941
2203.		
2298. Summary of remaining write-ins for Line 22 from overflow page		
2299. Totals (Lines 2201 through 2203 plus 2298) (Line 22 above)	184,104	177,025
2401.		
2402.		
2403.		
2498. Summary of remaining write-ins for Line 24 from overflow page		
2499. Totals (Lines 2401 through 2403 plus 2498) (Line 24 above)		
2701.		
2702.		
2703.		
2798. Summary of remaining write-ins for Line 27 from overflow page		
2799. Totals (Lines 2701 through 2703 plus 2798) (Line 27 above)		

OPERATIONS AND INVESTMENT EXHIBIT

STATEMENT OF INCOME	1 Current Year To Date	2 Prior Year To Date	3 Prior Year Ended December 31
OPERATING INCOME			
1. Title insurance and related income:			
1.1 Title insurance premiums earned	38,648,689	31,731,857	149,809,533
1.2 Escrow and settlement services	20,475	17,670	92,108
1.3 Other title fees and service charges	2,501,710	2,607,588	12,055,792
2. Aggregate write-ins for other operating income	8,044	7,008	103,962
3. Total Operating Income (Lines 1 through 2)	41,178,918	34,364,123	162,061,395
EXPENSES:			
4. Losses and loss adjustment expenses incurred	2,048,109	1,689,962	7,131,705
5. Operating expenses incurred	39,370,174	31,758,821	150,691,017
6. Aggregate write-ins for other operating expenses			
7. Total Operating Expenses	41,418,283	33,448,783	157,822,722
8. Net operating gain or (loss) (Lines 3 minus 7)	(239,365)	915,340	4,238,673
INVESTMENT INCOME			
9. Net investment income earned	822,574	565,294	2,926,012
10. Net realized capital gains (losses) less capital gains tax of \$	114,555	43,185	772,177
11. Net investment gain (loss) (Lines 9 + 10)	937,129	608,479	3,698,189
OTHER INCOME			
12. Aggregate write-ins for miscellaneous income or (loss)			
13. Net income, after capital gains tax and before all other federal income taxes (Lines 8 + 11 + 12)	697,764	1,523,819	7,936,862
14. Federal and foreign income taxes incurred	327,181	721,071	3,414,986
15. Net income (Lines 13 minus 14)	370,583	802,748	4,521,876
CAPITAL AND SURPLUS ACCOUNT			
16. Surplus as regards policyholders, December 31 prior year	30,989,007	26,362,195	26,362,195
17. Net income (from Line 15)	370,583	802,748	4,521,876
18. Change in net unrealized capital gains or (losses) less capital gains tax of \$	(62,340)	(34,275)	19,491
19. Change in net unrealized foreign exchange capital gain (loss)			
20. Change in net deferred income taxes	602,835	348,182	(680,710)
21. Change in nonadmitted assets	(744,587)	(735,607)	761,040
22. Change in provision for unauthorized reinsurance			
23. Change in supplemental reserves			
24. Change in surplus notes			
25. Cumulative effect of changes in accounting principles			
26. Capital Changes:			
26.1 Paid in			5,115
26.2 Transferred from surplus (Stock Dividend)			
26.3 Transferred to surplus			
27. Surplus Adjustments:			
27.1 Paid in			
27.2 Transferred to capital (Stock Dividend)			
27.3 Transferred from capital			
28. Dividends to stockholders			
29. Change in treasury stock			
30. Aggregate write-ins for gains and losses in surplus		7,171	
31. Change in surplus as regards policyholders (Lines 17 through 30)	166,491	388,219	4,626,812
32. Surplus as regards policyholders as of statement date (Lines 16 plus 31)	31,155,498	26,750,414	30,989,007

DETAILS OF WRITE-IN LINES			
0201. Miscellaneous	8,044	7,008	103,962
0202.			
0203.			
0298. Summary of remaining write-ins for Line 02 from overflow page			
0299. Totals (Lines 0201 through 0203 plus 0298) (Line 02 above)	8,044	7,008	103,962
0601.			
0602.			
0603.			
0698. Summary of remaining write-ins for Line 06 from overflow page			
0699. Totals (Lines 0601 through 0603 plus 0698) (Line 06 above)			
1201.			
1202.			
1203.			
1298. Summary of remaining write-ins for Line 12 from overflow page			
1299. Totals (Lines 1201 through 1203 plus 1298) (Line 12 above)			
3001. Prior year adjustment		7,171	
3002. Miscellaneous			
3003. Due to Merger			
3098. Summary of remaining write-ins for Line 30 from overflow page			
3099. Totals (Lines 3001 through 3003 plus 3098) (Line 30 above)		7,171	

CASH FLOW

	1	2	3
Cash from Operations	Current Year To Date	Prior Year To Date	Prior Year Ended December 31
1. Premiums collected net of reinsurance	38,946,975	31,900,182	151,212,363
2. Net investment income	828,657	596,781	3,662,221
3. Miscellaneous income	2,412,146	2,655,029	12,300,409
4. Total (Lines 1 to 3)	42,187,778	35,151,992	167,174,993
5. Benefit and loss related payments	1,666,153	2,030,258	7,118,090
6. Net transfers to Separate Accounts, Segregated Accounts and Protected Cell Accounts			
7. Commissions, expenses paid and aggregate write-ins for deductions	41,480,954	33,443,594	149,320,703
8. Dividends paid to policyholders			
9. Federal and foreign income taxes paid (recovered) net of \$ 0 tax on capital gains (losses)		123,290	2,139,061
10. Total (Lines 5 through 9)	43,147,107	35,597,142	158,577,854
11. Net cash from operations (Line 4 minus Line 10)	(959,329)	(445,150)	8,597,139
Cash from Investments			
12. Proceeds from investments sold, matured or repaid:			
12.1 Bonds	3,355,778	4,433,698	18,900,134
12.2 Stocks			
12.3 Mortgage loans			
12.4 Real estate			
12.5 Other invested assets	60,734	41,441	86,000
12.6 Net gains (or losses) on cash, cash equivalents and short-term investments			
12.7 Miscellaneous proceeds			
12.8 Total investment proceeds (Lines 12.1 to 12.7)	3,416,512	4,475,139	18,986,134
13. Cost of investments acquired (long-term only):			
13.1 Bonds	4,112,607	5,088,320	27,958,077
13.2 Stocks			
13.3 Mortgage loans			
13.4 Real estate	10,689	2,525	13,750
13.5 Other invested assets			
13.6 Miscellaneous applications			
13.7 Total investments acquired (Lines 13.1 to 13.6)	4,123,296	5,090,845	27,971,827
14. Net increase (or decrease) in contract loans and premium notes			
15. Net cash from investments (Line 12.8 minus Line 13.7 and Line 14)	(706,784)	(615,706)	(8,985,693)
Cash from Financing and Miscellaneous Sources			
16. Cash provided (applied):			
16.1 Surplus notes, capital notes			
16.2 Capital and paid in surplus, less treasury stock			
16.3 Borrowed funds			
16.4 Net deposits on deposit-type contracts and other insurance liabilities			
16.5 Dividends to stockholders			
16.6 Other cash provided (applied)			
17. Net cash from financing and miscellaneous sources (Line 16.1 through Line 16.4 minus Line 16.5 plus Line 16.6)			
RECONCILIATION OF CASH, CASH EQUIVALENTS AND SHORT-TERM INVESTMENTS			
18. Net change in cash, cash equivalents and short-term investments (Line 11, plus Lines 15 and 17)	(1,666,113)	(1,060,856)	(388,554)
19. Cash, cash equivalents and short-term investments:			
19.1 Beginning of year	4,627,368	5,015,922	5,015,922
19.2 End of period (Line 18 plus Line 19.1)	2,961,255	3,955,066	4,627,368

Note: Supplemental disclosures of cash flow information for non-cash transactions:

20.0001			
20.0002			
20.0003			

NOTES TO FINANCIAL STATEMENTS

1. Accounting Practices

A. The financial statements of Stewart Title Insurance Company are presented on the basis of accounting practices prescribed or permitted by the New York Department of Insurance.

The New York Department of Insurance recognizes statutory accounting practices prescribed or permitted by the State of New York for determining and reporting the financial condition and results of operations of a title insurance company, for determining its solvency under the New York Insurance Law. The National Association of Insurance Commissioners' (the NAIC) *Accounting Practices and Procedures* manual, version effective January 1, 2001 (NAIC SAP) has been adopted as a component of prescribed or permitted practices by the State of New York. The state has adopted certain prescribed accounting practices, which differ from those found in NAIC SAP, in accordance with Regulation 172 of the New York State Insurance Law.

A reconciliation of the Company's net income and capital and surplus between NAIC SAP and practices prescribed and permitted by the State of New York is shown below:

	3/31/2012	12/31/2011
1 . Net Income New York Basis	370,583.00	4,521,876.00
2 . State Prescribed/Permitted Practices (Income)		
Title Plant Amortization, net of tax	42,474.92	170,030.00
Depreciation of EDP equipment		-
Release of statutory premium reserve, net of tax	191,368.05	651,709.00
	604,425.97	5,343,615.00
3 . Net Income, NAIC SAP		
4 . Statutory Surplus, New York basis	31,155,498.00	30,989,007.00
5 . State Prescribed/Permitted Practices (Surplus)		
Title Plants Amortization, net of Tax	2,756,231.92	2,713,757.00
Depreciation of EDP equipment		-
Release of statutory premium reserve	13,396,944.05	13,205,576.00
	47,308,673.97	46,908,340.00
6 . Statutory Surplus, NAIC SAP		

B. Use of Estimates in the Preparation of the Financial Statements

The preparation of financial statements in conformity with Statutory Accounting Principles requires management to make estimates and assumptions that affect the reported amounts of assets and liabilities. It also requires disclosure of contingent assets and liabilities at the date of the financial statements and the reported amounts of revenue and expenses during the period. Actual results could differ from those estimates.

C. Accounting Policies

Revenue recognition and related expenses - Premiums are earned at the time the policies are issued. The Company assumed and ceded reinsurance with various title companies, on an individual basis, utilizing standard facultative agreements provided by the American Land Title Association and also has one excess reinsurance agreements wherein the Company assumes liability automatically under the terms of the treaty. Statutory Premium Reserves (SPR) are established to protect title insurance policyholders in the event of insolvency or dissolution of a title insurer. SPR is computed based on Section 6405(a)(1) of the New York Insurance Law. Expenses incurred in connection with issuing the policies are charged to operations as an expense for premiums retained by agents.

In addition, the company uses the following accounting policies:

- (1) Short-term investments are stated at cost.
- (2) Bonds not backed by other loans are stated at amortized cost using the scientific method.
- (3) Investments in Common stocks. – Common stocks, other than affiliates, are valued at market based on quoted market prices. A decline in the fair value of any investment below cost that is deemed other than temporary is charged to income, resulting in the establishment of a new cost basis for the security.
- (4) Investments in Preferred stock, excluding investments in preferred stock of subsidiary, controlled, or affiliated entities - None.
- (5) Mortgage loans. - None

NOTES TO FINANCIAL STATEMENTS

- (6) Loan-backed securities- None
- (7) Investments in subsidiaries controlled and affiliated companies. – The company has ownership in one subsidiary. This investment is valued based on the equity method. .
- (8) Investments in joint ventures, partnerships and liability companies - None
- (9) Derivatives - None
- (10) Utilization of anticipated investment income used as a factor in the premium deficiency calculation.-None
- (11) Unpaid losses and loss adjustment expenses include an amount for known claims and a formula-driven statutory premium reserve. Known claim reserves consist of a reserve for payment of the loss and costs of defense of the insured and other costs expected to be paid to other parties in the defense, settlement, or processing of the claim under the terms of the title insurance policy for each specific known claim.

A statutory premium reserve is based on Section 6405 (a)(1) of the New York Insurance Law. Section 6405(a)(1) requires the Company to reserve an amount equal to one dollar fifty cents for each risk assumed under a binder or policy of insurance or any certificate or agreement issued under either of them, plus one-eightieth of one percent of the face amount of insurance effected thereby and three percent of the gross fees and premiums received by it for guaranteed certificates of title, guaranteed searches and guaranteed abstracts of title. The reserve is subsequently reduced by 5% of the addition in the first year succeeding the year of addition, and 5% every year thereafter.

- (12) The Company has not modified its capitalization policy from the prior period.

2. Accounting Changes and Corrections of Errors

- A. None.
- B. The Company prepares its statutory financial statements in conformity with accounting practices prescribed or permitted by the State of New York. Effective January 1, 2001, the State of New York required that insurance companies domiciled in the State of New York prepare their statutory basis financial statements in accordance with the NAIC *Accounting Practices and Procedures* manual subject to any deviations prescribed or permitted by the State of New York insurance commissioner.

Accounting changes adopted to conform to the provisions of the NAIC *Accounting Practices and Procedures* manual are reported as changes in accounting principles. The cumulative effect of changes in accounting principles is reported as an adjustment to unassigned funds (surplus) in the period of the change in accounting principle. The cumulative effect is the difference between the amount of capital and surplus at the beginning of the year and the amount of capital and surplus that would have been reported at that date if the new accounting principles had been applied retroactively for all prior periods.

3. Business Combinations and Goodwill

The Company merged with Monroe Title Insurance Corporation on May 12, 2009. The transaction was accounted for as a statutory merger. Previously, Monroe Title Insurance Corporation was a wholly-owned subsidiary of the Company and was accounted for using the statutory purchase method. The Company recognized the investment in the subsidiary in accordance with SSAP 88, section (b) (i) of the NAIC Accounting Practices and Procedures Manual. The prior years' amounts are stated as if the merger was in effect for the full calendar year 2009.

4. Discontinued Operations – Not Applicable

5. Investments

- A. Mortgage Loans, including Mezzanine Real Estate Loans - Not Applicable
- B. Debt Restructuring- Not Applicable
- C. Reverse Mortgages – Not Applicable
- D. Loan-Backed Securities – Not Applicable
- E. Repurchase Agreements and /or Securities Lending Transactions – Not Applicable
- F. Real Estate – The Company has reported values of \$1,189,985 in real estate.
- G. Investments in low-income housing tax credits (LIHTC) – Not Applicable

6. Joint Ventures, Partnerships and Limited Liability Companies

- A. The Company has no investments in Joint Ventures, Partnerships or Limited Liability

NOTES TO FINANCIAL STATEMENTS

Companies that exceed 10% of its admitted assets.

7. Investment Income

1. Due and accrued income is excluded from surplus on the following bases:

All investment income due and accrued has been admitted.

2. The total amount excluded was \$ 0.

8. Derivative Instruments – Not Applicable

9. Income Taxes

9. Income Taxes

A. The net deferred tax asset/(liability) at March 31, 2012 and the change from the prior year are comprised of the following components:

	3/31/2012			12/31/2011	Change
	Ordinary	Capital	Total	Total	Total
Total gross deferred tax assets	5,390,354	0	5,390,354	4,787,519	602,835
Statutory valuation allowance adjustment	0	0	0	0	0
Adjusted gross deferred tax assets	5,390,354	0	5,390,354	4,787,519	602,835
Total gross deferred tax liabilities	0	0	0	0	0
Net deferred tax assets /(liabilities)	5,390,354	0	5,390,354	4,787,519	602,835
Total Deferred tax assets nonadmitted	(2,846,117)	0	(2,846,117)	(3,035,229)	189,112
Net admitted deferred tax assets / (liabilities)	2,544,237	0	2,544,237	1,752,290	791,947

The amount of admitted adjusted gross deferred tax assets admitted under each component of SSAP 10R:

	3/31/2012			12/31/2011	Change
	Ordinary	Capital	Total	Total	Total
Admitted under paragraph 10.a.	2,089,278	0	2,089,278	1,752,291	336,987
Admitted under paragraph 10.b.i.	0	0	0	0	0
Admitted under paragraph 10.b.ii.			0	0	0
Admitted under paragraph 10.c.	454,959	0	454,959	0	454,959
Total admitted from the use of paragraph 10.a - 10.c.	2,544,237	0	2,544,237	1,752,291	791,946
Admitted under paragraph 10.e.i.	0	0	0	0	0
Admitted under paragraph 10.e.ii.a.	0	0	0	0	0
Admitted under paragraph 10.e.ii.b.	0	0	0	0	0
Admitted under paragraph 10.e.iii.	0	0	0	0	0
Total admitted from the use of paragraph 10.e.	0	0	0	0	0
Total admitted adjusted gross deferred tax assets	2,544,237	0	2,544,237	1,752,291	791,946

The change in deferred income taxes reported in surplus before consideration of nonadmitted assets is comprised of the following components:

	3/31/2012			12/31/2011	Change
	Ordinary	Capital	Total	Total	Total
Net deferred tax asset (liability)	5,390,354	0	5,390,354	4,787,519	602,835
Tax-effect of unrealized gains and losses	0	0	0	0	0
Net tax effect without unrealized gains and losses	5,390,354	0	5,390,354	4,787,519	602,835

B. Unrecognized deferred tax liabilities

There are no temporary differences for which deferred tax liabilities are not recognized.

C. Current income taxes incurred consist of the following major components:

	3/31/2012	12/31/2011
Current year tax expense (benefit)	327,181	3,414,986
Federal income tax on net capital gains	0	0
Prior year adjustments	0	0

NOTES TO FINANCIAL STATEMENTS

Current income taxes incurred	327,181	3,414,986
-------------------------------	---------	-----------

Deferred income tax assets and liabilities consist of the following major components:

	3/31/2012	12/31/2011	Change
Deferred tax assets:			
Unearned Premium Reserve	3,368,115	3,310,350	57,765
Loss Reserve Discounting	93,559	87,787	5,772
Fixed Assets	(544,573)	(537,458)	(7,115)
Receivables	0	110,299	(110,299)
Accruals	80,804	76,205	4,599
Intangible Assets	10,088	10,088	0
Net Operating Loss Carryforwards	0	0	0
Nonadmitted asset	2,382,361	1,730,248	652,113
Other Receivable	0	0	0
Valuation Allowance	0	0	0
Total adjusted gross deferred tax assets	5,390,354	4,787,519	602,835
Nonadmitted deferred tax assets	(2,846,117)	(3,035,229)	189,112
Admitted deferred tax assets	2,544,237	1,752,290	791,947
Deferred tax liabilities:			
Unrealized <Gains> Losses	0	0	0
Fixed Assets	0	0	0
Title Plant	0	0	0
Accruals	0	0	0
Other	0	0	0
Total deferred tax liabilities	0	0	0
Net admitted deferred tax asset (liability)	2,544,237	1,752,290	791,947
	0	0	0

D. The Company's income tax incurred and change in deferred income tax differs from the amount obtained by applying the federal statutory rate of 35% to income before income taxes as follows:

	3/31/2012	12/31/2011
Current income taxes incurred	327,181	3,414,986
Change in deferred income tax (without tax on unrealized gains and losses)	(602,835)	680,710
Total income tax reported	(275,653)	4,095,696
Income before taxes	697,764	7,936,862
Expected Income tax expense (benefit) at 35% statutory rate	244,217	2,777,902
Increase (decrease) in actual tax reported resulting from:		
a. Dividends received deduction	0	0
b. Nondeductible expenses for meals, penalties, and lobbying	88,886	673,049
c. Tax-exempt income	(29,344)	(127,221)
d. Nondeductible Penalties	0	625
d. Deferred tax expense on nonadmitted assets	(532,163)	637,049
e. Federal income taxes on capital gains	0	0
f. Change in statutory valuation allowance	0	0
g. Recovery or charge for prior year federal income taxes	0	134,681
h. Prior Year True-up	0	0
i. Other	(47,250)	(389)
Total income tax reported	(275,654)	4,095,696
	0	0

E. Operating loss carryforward

- As of March 31, 2012, there are no net operating loss carryforwards available for tax purposes.
- The amount of Federal income taxes incurred that are available for recoupment in the event of future net operating losses are:

2011	3,280,305
2012	327,181

F. Consolidated federal income tax return

NOTES TO FINANCIAL STATEMENTS

- (1) The Company's federal income tax return is consolidated with Stewart Information Services Corporation.
- (2) The method of allocation is detailed in the Eighth Restated Federal Income Tax Return Settlement Agreement dated September 30, 2011. Such Agreement was filed with the New York Insurance Department.

10. Information Concerning Parent, Subsidiaries, Affiliates and Other Related Parties

The Company received noncash capital contribution in the amount of \$5115 from the parent company, Stewart Title Guaranty Company during 2011.

Amounts due from and amounts payable to related party at March 31, 2012 is \$225,001 and \$337,541 - respectively. The terms of the settlement require that these amounts are settled within 30 or 60 days.

On February 3, 2006, the Company owned 100% interest in Monroe Title Insurance Corporation, whose carrying value exceeded 10% of the admitted assets of the Company. On May 12, 2009, Monroe Title Insurance Corporation merged into Stewart Title Insurance Company.

The Company did not recognize any impairment write down for its investments in Subsidiary, Controlled or Affiliated companies during the statement period.

All outstanding shares of the Company are owned by Stewart Title Guaranty Company, an insurance company domiciled in the State of Texas.

11. Debt – Not Applicable

12. Retirement Plans, Deferred Compensation, Post employment Benefits and Compensated Absences and Other Postretirement Benefit Plans

A. None

B. The Company sponsors a defined contribution benefit plan in which all employees and its participating subsidiaries who have completed three months of service are eligible to participate.

In general, a participant in the defined contribution plan may elect to defer on a tax-free basis, in accordance with Section 401(k) of the Internal Revenue Code, a specified percentage of their compensation. Contribution by participants whose compensation is in the highly compensated group of all employees are subject to certain additional limitations under Section 401(k) of the Internal Revenue Code. Deferred compensation is contributed to a trust managed for the benefit of the participants.

At March 31, 2012 plan assets totaled \$12,000,747 including vested benefits of \$11,998,346.

C. None

D. None

13. Capital and Surplus, Dividend Restrictions and Quasi-Reorganizations.

1. The Company has 100,000 shares of common stock authorized, issued and outstanding. The par value per share is \$2.

The company has 90,000 shares of Class B common stock authorized issued and outstanding. The par value per share is \$10.

2. Preferred Stock - None

3. Under New York law, the company cannot pay a dividend to shareholders in excess of certain limits without the approval from the New York State Insurance Commissioner. The company shall not declare or pay any cash or property dividend to shareholders which, together with all such dividends declared or paid by it during the next preceding twelve months, exceeds 10% of its then outstanding capital shares unless, after deducting such dividends, it has surplus to policyholders at least equal to 50% of its reinsurance reserve (statutory premium reserve) or a surplus at least equal to 50% of the minimum capital required of such insurer to transact the business of title insurance, whichever shall be greater. In addition, dividends may be paid only out of earned surplus, surplus not attributable to contributions made to surplus within five years next proceeding or to appreciation in value of investments not sold or otherwise disposed of. Surplus as regards policyholders as of March 31, 2012 was \$31,155,498.

4 - 9 Not Applicable

10. The portion of unassigned funds (Surplus) represented or reduced by each of the following items:

a. Unrealized gains and losses -	\$ (62,340)
b. Nonadmitted assets values -	\$ 5,376,277
c. Separate account business -	\$ -0-
d. Asset valuation reserve -	\$ -0-
e. Provision for reinsurance	\$ -0-

NOTES TO FINANCIAL STATEMENTS

11- 13 The Company has no surplus notes or quasi-reorganizations.

14. Contingencies

- A. Contingent Commitments – None
- B. Assessments - None
- C. Gain Contingencies – None
- D. Claims related extra contractual and bad faith losses stemming from lawsuit - None
- E. All other Contingencies - None

15. Leases

The Company is obligated under various noncancelable leases (with initial or remaining lease terms in excess of one year). The future minimum lease payments under such leases are (in thousands):

Year Ending December 31:	
2013	1,356
2014	1,267
2015	1,227
2016	1,014
2017 and After	<u>2,194</u>
Total	7,058

16. Information About Financial Instruments with Off-Balance Sheet Risk and Financial Instruments with Concentrations of Credit Risk - None

17. Sale, Transfer and Servicing of Financial Assets and Extinguishments of Liabilities - None

18. Gain or Loss to the Reporting Entity from Uninsured A & H Plans and the Uninsured Portion of Partially Insured Plans - Not Applicable

19. Direct Premium Written/Produced by Managing General Agents/Third Party Administrators. - Not Applicable

20. Fair Value Measurements:

21. Other Items -

- A. On May 12, 2009, Monroe Title Insurance Company, a wholly-owned subsidiary, merged into Stewart Title Insurance Company.
- B. None
- C. The company holds \$77,319,801 at March 31, 2012 in segregated escrow bank accounts pending the closing of real estate transactions. This results in a contingent liability to the Company. These accounts are excluded from the financial statements of admitted assets, liabilities and surplus as regard to policyholders.
- D. - H - Not applicable
- I Subprime Mortgage Related Risk Exposure – We have reviewed our investment portfolio as of March 31, 2012 and determined that we do not hold any investments that we believe will be materially impaired as a result of the decline in financing activity related to the subprime lending market or being backed by subprime loans. In addition, for quarter ended March 31, 2012, we have not recorded any material other –than –temporary impairments of our investments.

22. Events Subsequent - None

23. Reinsurance

- (A) Unsecured Reinsurance Recoverable - None
- (B) Reinsurance Recoverable in Dispute - None
- (C) Reinsurance Assumed and Ceded - Not applicable
- (D) Uncollectible Reinsurance - None
- (E) Commutation of Ceded Reinsurance - None
- (F) Retroactive Reinsurance – None

NOTES TO FINANCIAL STATEMENTS

(G) Retroactive Reinsurance - None

24. Retrospectively Rated Contracts & Contract subject to Redetermination (N/A-Title)

25. Changes in Incurred Losses and Loss Adjustment Expenses

Reserves for incurred losses and loss adjustment expenses attributable to insured events of prior years has increased by 381,956 from 9,623,841 in 2011 to 10,005,797 as a result of reestimation of unpaid losses and loss adjustment expenses. This increase is generally the result of ongoing analysis of recent loss development trends. Original estimates are increased or decreased as additional information becomes known regarding individual claims.

26. Intercompany Pooling Arrangements - None

27. Structured Settlements - None

28. Supplemental Reserve - The Company does not use discounting in the calculation of its supplemental reserve.

GENERAL INTERROGATORIES

PART 1 – COMMON INTERROGATORIES

GENERAL

1.1 Did the reporting entity experience any material transactions requiring the filing of Disclosure of Material Transactions with the State of Domicile, as required by the Model Act? Yes [] No [X]

1.2 If yes, has the report been filed with the domiciliary state? Yes [] No []

2.1 Has any change been made during the year of this statement in the charter, by-laws, articles of incorporation, or deed of settlement of the reporting entity? Yes [] No [X]

2.2 If yes, date of change: _____

3. Have there been any substantial changes in the organizational chart since the prior quarter end? Yes [] No [X]
If yes, complete the Schedule Y – Part 1 – organizational chart.

4.1 Has the reporting entity been a party to a merger or consolidation during the period covered by this statement? Yes [] No [X]

4.2 If yes, provide the name of entity, NAIC Company Code, and state of domicile (use two letter state abbreviation) for any entity that has ceased to exist as a result of the merger or consolidation.

1 Name of Entity	2 NAIC Company Code	3 State of Domicile
.....
.....

5. If the reporting entity is subject to a management agreement, including third-party administrator(s), managing general agent(s), attorney-in-fact, or similar agreement, have there been any significant changes regarding the terms of the agreement or principals involved? Yes [] No [] N/A [X]
If yes, attach an explanation.

6.1 State as of what date the latest financial examination of the reporting entity was made or is being made. _____ 05/28/2010 _____

6.2 State the as of date that the latest financial examination report became available from either the state of domicile or the reporting entity. This date should be the date of the examined balance sheet and not the date the report was completed or released. _____ 12/31/2008 _____

6.3 State as of what date the latest financial examination report became available to other states or the public from either the state of domicile or the reporting entity. This is the release date or completion date of the examination report and not the date of the examination (balance sheet date). _____ 06/29/2010 _____

6.4 By what department or departments?
New York State Insurance Department
.....
.....
.....

6.5 Have all financial statement adjustments within the latest financial examination report been accounted for in a subsequent financial statement filed with Departments? Yes [] No [] N/A [X]

6.6 Have all of the recommendations within the latest financial examination report been complied with? Yes [X] No [] N/A []

7.1 Has this reporting entity had any Certificates of Authority, licenses or registrations (including corporate registration, if applicable) suspended or revoked by any governmental entity during the reporting period? Yes [] No [X]

7.2 If yes, give full information
.....
.....
.....

8.1 Is the company a subsidiary of a bank holding company regulated by the Federal Reserve Board? Yes [] No [X]

GENERAL INTERROGATORIES

8.2 If response to 8.1 is yes, please identify the name of the bank holding company.

.....

8.3 Is the company affiliated with one or more banks, thrifts or securities firms?

Yes [] No [X]

8.4 If response to 8.3 is yes, please provide below the names and location (city and state of the main office) of any affiliates regulated by a federal regulatory services agency [i.e. the Federal Reserve Board (FRB), the Office of the Comptroller of the Currency (OCC), the Federal Deposit Insurance Corporation (FDIC) and the Securities Exchange Commission (SEC)] and identify the affiliate's primary federal regulator.

1 Affiliate Name	2 Location (City, State)	3 FRB	4 OCC	5 FDIC	6 SEC
.....
.....

9.1 Are the senior officers (principal executive officer, principal financial officer, principal accounting officer or controller, or persons performing similar functions) of the reporting entity subject to a code of ethics, which includes the following standards?

- (a) Honest and ethical conduct, including the ethical handling of actual or apparent conflicts of interest between personal and professional relationships;
- (b) Full, fair, accurate, timely and understandable disclosure in the periodic reports required to be filed by the reporting entity;
- (c) Compliance with applicable governmental laws, rules, and regulations;
- (d) The prompt internal reporting of violations to an appropriate person or persons identified in the code; and
- (e) Accountability for adherence to the code.

Yes [X] No []

9.11 If the response to 9.1 is No, please explain:

.....

9.2 Has the code of ethics for senior managers been amended?

Yes [] No [X]

9.21 If the response to 9.2 is Yes, provide information related to amendment(s).

.....

9.3 Have any provisions of the code of ethics been waived for any of the specified officers?

Yes [] No [X]

9.31 If the response to 9.3 is Yes, provide the nature of any waiver(s).

.....

FINANCIAL

10.1 Does the reporting entity report any amounts due from parent, subsidiaries or affiliates on Page 2 of this statement?

Yes [X] No []

10.2 If yes, indicate any amounts receivable from parent included in the Page 2 amount:

\$ _____

INVESTMENT

11.1 Were any of the stocks, bonds, or other assets of the reporting entity loaned, placed under option agreement, or otherwise made available for use by another person? (Exclude securities under securities lending agreements.)

Yes [] No [X]

11.2 If yes, give full and complete information relating thereto:

.....

12. Amount of real estate and mortgages held in other invested assets in Schedule BA:

\$ _____

GENERAL INTERROGATORIES

13. Amount of real estate and mortgages held in short-term investments: \$ _____

14.1 Does the reporting entity have any investments in parent, subsidiaries and affiliates? Yes No

14.2 If yes, please complete the following:

	1	2
	Prior Year-End Book/Adjusted Carrying Value	Current Quarter Book/Adjusted Carrying Value
14.21 Bonds	\$ _____	\$ _____
14.22 Preferred Stock	\$ _____	\$ _____
14.23 Common Stock	\$ _____	\$ _____
14.24 Short-Term Investments	\$ _____	\$ _____
14.25 Mortgage Loans on Real Estate	\$ _____	\$ _____
14.26 All Other	\$ <u>121,754</u>	\$ <u>59,414</u>
14.27 Total Investment in Parent, Subsidiaries and Affiliates (Subtotal Lines 14.21 to 14.26)	\$ <u>121,754</u>	\$ <u>59,414</u>
14.28 Total Investment in Parent included in Lines 14.21 to 14.26 above	\$ _____	\$ _____

15.1 Has the reporting entity entered into any hedging transactions reported on Schedule DB? Yes No

15.2 If yes, has a comprehensive description of the hedging program been made available to the domiciliary state?
If no, attach a description with this statement. Yes No

16. Excluding items in Schedule E - Part 3 - Special Deposits, real estate, mortgage loans and investments held physically in the reporting entity's offices, vaults or safety deposit boxes, were all stocks, bonds and other securities, owned throughout the current year held pursuant to a custodial agreement with a qualified bank or trust company in accordance with Section 1, III - General Examination Considerations, F. Outsourcing of Critical Functions, Custodial or Safekeeping Agreements of the NAIC Financial Condition Examiners Handbook? Yes No

16.1 For all agreements that comply with the requirements of the NAIC Financial Condition Examiners Handbook, complete the following:

1 Name of Custodian(s)	2 Custodian Address
State Street Bank	1200 Crown Colony Drive, Quincy, MA 02169
.....

16.2 For all agreements that do not comply with the requirements of the NAIC Financial Condition Examiners Handbook, provide the name, location and a complete explanation:

1 Name(s)	2 Location(s)	3 Complete Explanation(s)
.....
.....

16.3 Have there been any changes, including name changes, in the custodian(s) identified in 16.1 during the current quarter? Yes No

16.4 If yes, give full and complete information relating thereto:

1 Old Custodian	2 New Custodian	3 Date of Change	4 Reason
.....
.....

GENERAL INTERROGATORIES

16.5 Identify all investment advisors, broker/dealers or individuals acting on behalf of broker/dealers that have access to the investment accounts, handle securities and have authority to make investments on behalf of the reporting entity:

1 Central Registration Depository	2 Name(s)	3 Address
No. 106975	Vaughan Nelson Investment Management	600 Travis, Suite 6300, Houston, TX 77002
.....

17.1 Have all the filing requirements of the Purposes and Procedures Manual of the NAIC Securities Valuation Office been followed?

Yes [] No []

17.2 If no, list exceptions:

.....

GENERAL INTERROGATORIES

PART 2 - TITLE

1. If the reporting entity is a member of a pooling arrangement, did the agreement or the reporting entity's participation change? Yes [] No [] N/A [X]
 If yes, attach an explanation.

2. Has the reporting entity reinsured any risk with any other reporting entity and agreed to release such entity from liability, in whole or in part, from any loss that may occur on the risk, or portion thereof, reinsured? Yes [] No [X]
 If yes, attach an explanation.

3.1 Have any of the reporting entity's primary reinsurance contracts been canceled? Yes [] No [X]

3.2 If yes, give full and complete information thereto:

4.1 Are any of the liabilities for unpaid losses and loss adjustment expenses discounted to present value at a rate of interest greater than zero? Yes [] No [X]

4.2 If yes, complete the following schedule:

1 Line of Business	2 Maximum Interest	3 Discount Rate	Total Discount				Discount Taken During Period			
			4 Unpaid Losses	5 Unpaid LAE	6 IBNR	7 TOTAL	8 Unpaid Losses	9 Unpaid LAE	10 IBNR	11 TOTAL
Total										

5.1 Reporting entity assets listed on Page 2 include the following segregated assets of the Statutory Premium Reserve or other similar statutory reserves:

5.11 Bonds	\$ <u>42,438,088</u>
5.12 Short-term investments	\$ _____
5.13 Mortgages	\$ _____
5.14 Cash	\$ <u>201,291</u>
5.15 Other admissible invested assets	\$ _____
5.16 Total	\$ <u>42,639,379</u>

5.2 List below segregated funds held for others by the reporting entity, set apart in special accounts and excluded from entity assets and liabilities. (These funds are also included in Schedule E - Part 1 and the "From Separate Accounts, Segregated Accounts and Protected Cell Accounts" line on Page 2 except for escrow funds held by Title insurers)

5.21 Custodial funds not included in this statement were held pursuant to the governing agreements of custody in the amount of:	\$ <u>77,319,801</u>
These funds consist of:	
5.22 In cash on deposit	\$ <u>77,319,801</u>
5.23 Other forms of security	\$ _____

SCHEDULE F - CEDED REINSURANCE

Showing All New Reinsurers - Current Year to Date

1	2	3	4	5
NAIC Company Code	Federal ID Number	Name of Reinsurer	Domiciliary Jurisdiction	Is Insurer Authorized? (Yes or No)
<div style="font-size: 48pt; font-weight: bold; margin: 0 auto;">NONE</div>				

SCHEDULE T - EXHIBIT OF PREMIUMS WRITTEN

Current Year To Date - By States and Territories

States, Etc.	1	Direct Premiums Written		Direct Losses Paid (Deducting Salvage)		Direct Known Claim Reserve	
		Active Status	2 Current Year to Date	3 Prior Year to Date	4 Current Year to Date	5 Prior Year to Date	6 Current Year to Date
1. Alabama	AL	N					
2. Alaska	AK	N					
3. Arizona	AZ	N					
4. Arkansas	AR	N					
5. California	CA	N				42	7,916
6. Colorado	CO	N					
7. Connecticut	CT	N					
8. Delaware	DE	N					
9. District of Columbia	DC	N					
10. Florida	FL	N					
11. Georgia	GA	N					
12. Hawaii	HI	N					
13. Idaho	ID	N					
14. Illinois	IL	N					
15. Indiana	IN	N					
16. Iowa	IA	N					
17. Kansas	KS	N					
18. Kentucky	KY	N					
19. Louisiana	LA	N					
20. Maine	ME	N					
21. Maryland	MD	N					
22. Massachusetts	MA	N					
23. Michigan	MI	N					
24. Minnesota	MN	N					
25. Mississippi	MS	N					
26. Missouri	MO	N					
27. Montana	MT	N					
28. Nebraska	NE	N					
29. Nevada	NV	N					
30. New Hampshire	NH	N					
31. New Jersey	NJ	N					
32. New Mexico	NM	N					
33. New York	NY	L	39,861,240	32,620,004	1,278,479	1,636,938	10,005,797
34. North Carolina	NC	N					
35. North Dakota	ND	N					
36. Ohio	OH	N					
37. Oklahoma	OK	N					
38. Oregon	OR	N					
39. Pennsylvania	PA	N					
40. Rhode Island	RI	N					
41. South Carolina	SC	N					
42. South Dakota	SD	N					
43. Tennessee	TN	N					
44. Texas	TX	N					
45. Utah	UT	N					
46. Vermont	VT	N					
47. Virginia	VA	N					
48. Washington	WA	N					
49. West Virginia	WV	N					
50. Wisconsin	WI	N					
51. Wyoming	WY	N					
52. American Samoa	AS	N					
53. Guam	GU	N					
54. Puerto Rico	PR	N					
55. U.S. Virgin Islands	VI	N					
56. Northern Mariana Islands	MP	N					
57. Canada	CN	N					
58. Aggregate Other Alien	OT	X X X					
59. Totals	(a) 1		39,861,240	32,620,004	1,278,479	1,636,980	10,005,797
							9,269,931

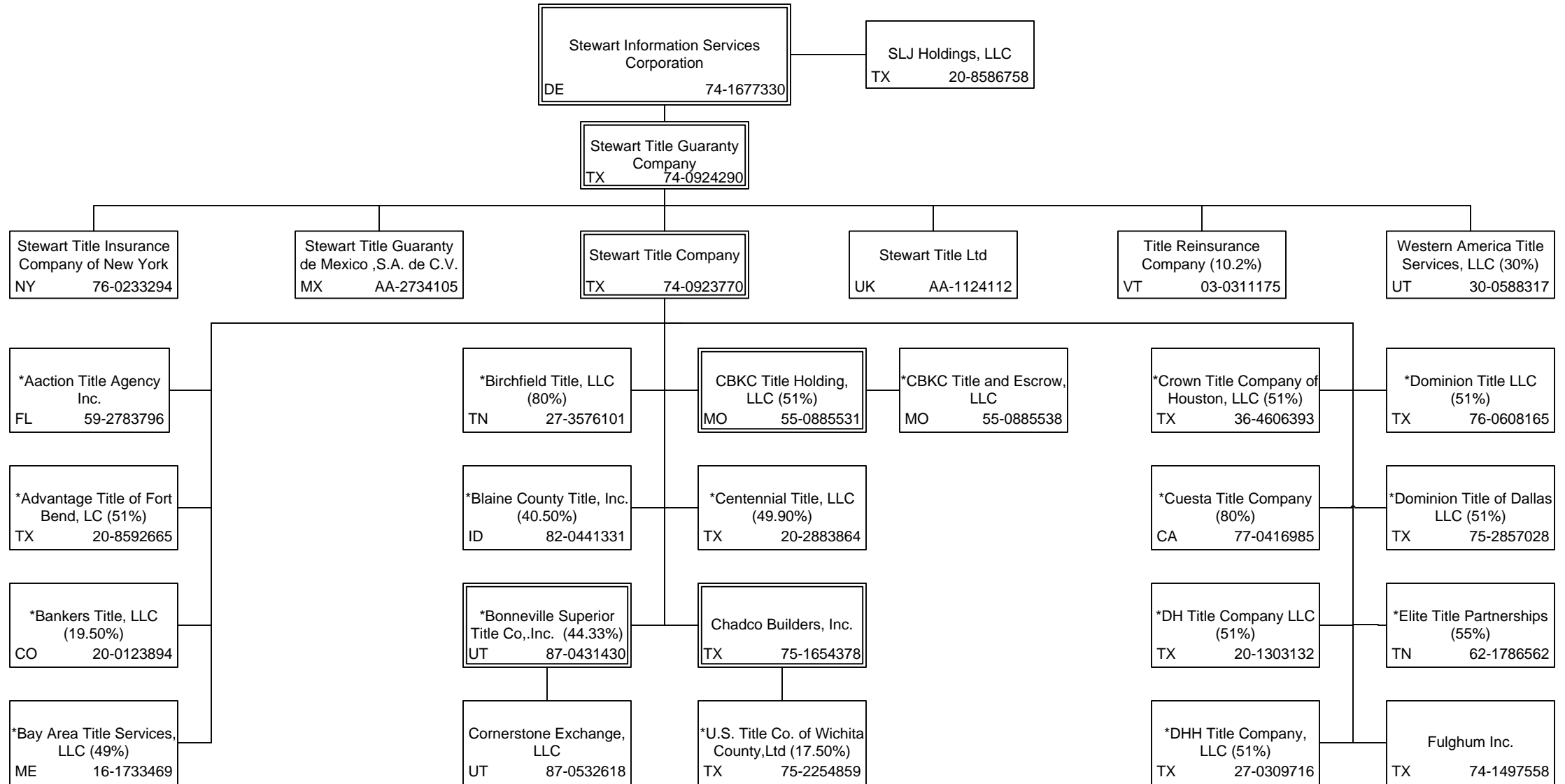
DETAILS OF WRITE-INS							
5801.		X X X					
5802.		X X X					
5803.		X X X					
5898.	Summary of remaining write-ins for Line 58 from overflow page	X X X					
5899.	Totals (Lines 5801 through 5803 plus 5898) (Line 58 above)	X X X					

(L) Licensed or Chartered - Licensed Insurance Carrier or Domiciled RRG;(R) Registered - Non-domiciled RRGs; (Q) Qualified - Qualified or Accredited Reinsurer; (E) Eligible - Reporting Entities eligible or approved to write Surplus Lines in the state; (N) None of the above - Not allowed to write business in the state.

(a) Insert the number of L responses except for Canada and Other Alien.

SCHEDULE Y - INFORMATION CONCERNING ACTIVITIES OF INSURER MEMBERS OF A HOLDING COMPANY GROUP

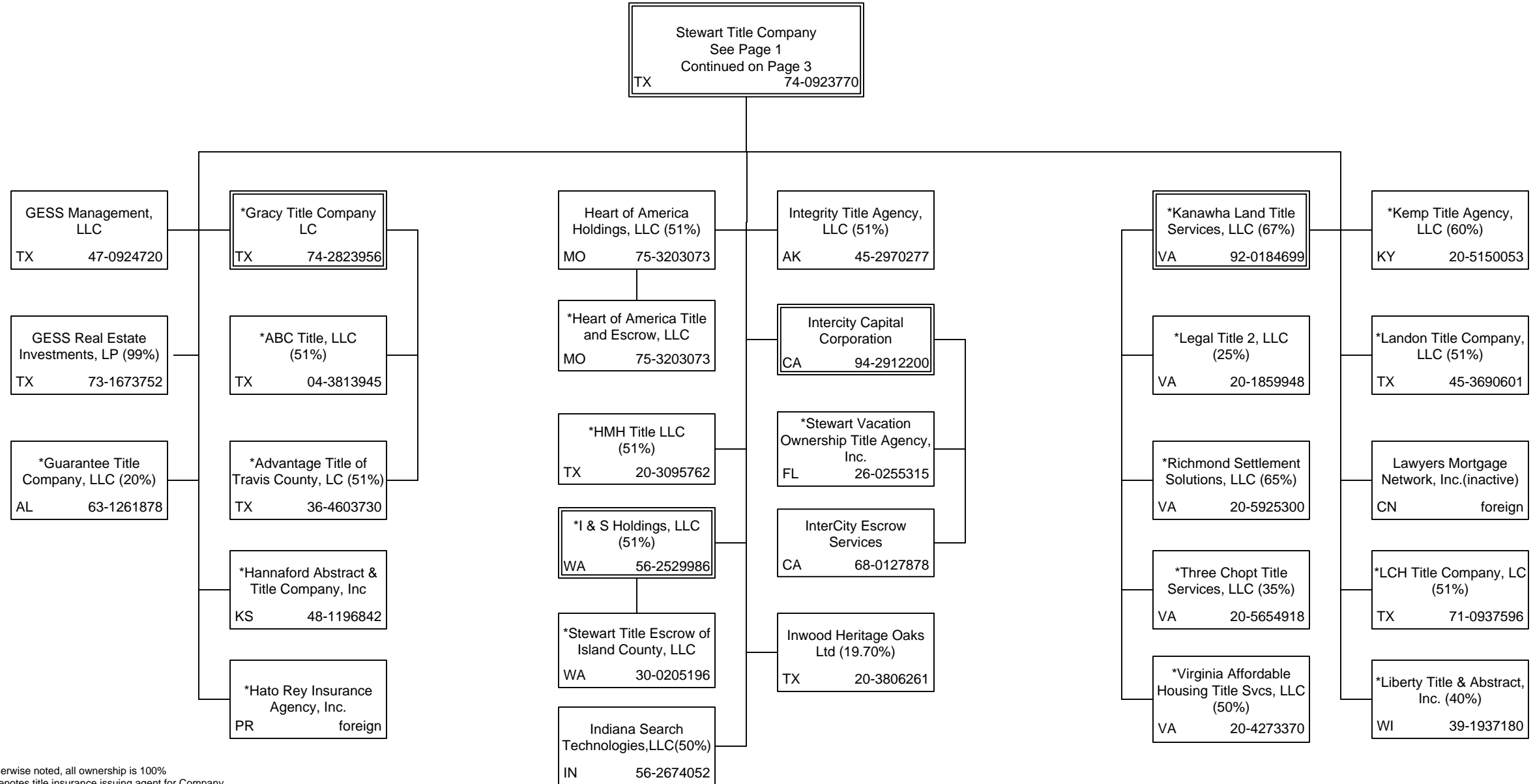
PART 1 - ORGANIZATIONAL CHART



Unless otherwise noted, all ownership is 100%
*Asterisk denotes title insurance issuing agent for Company

SCHEDULE Y - INFORMATION CONCERNING ACTIVITIES OF INSURER MEMBERS OF A HOLDING COMPANY GROUP

PART 1 - ORGANIZATIONAL CHART



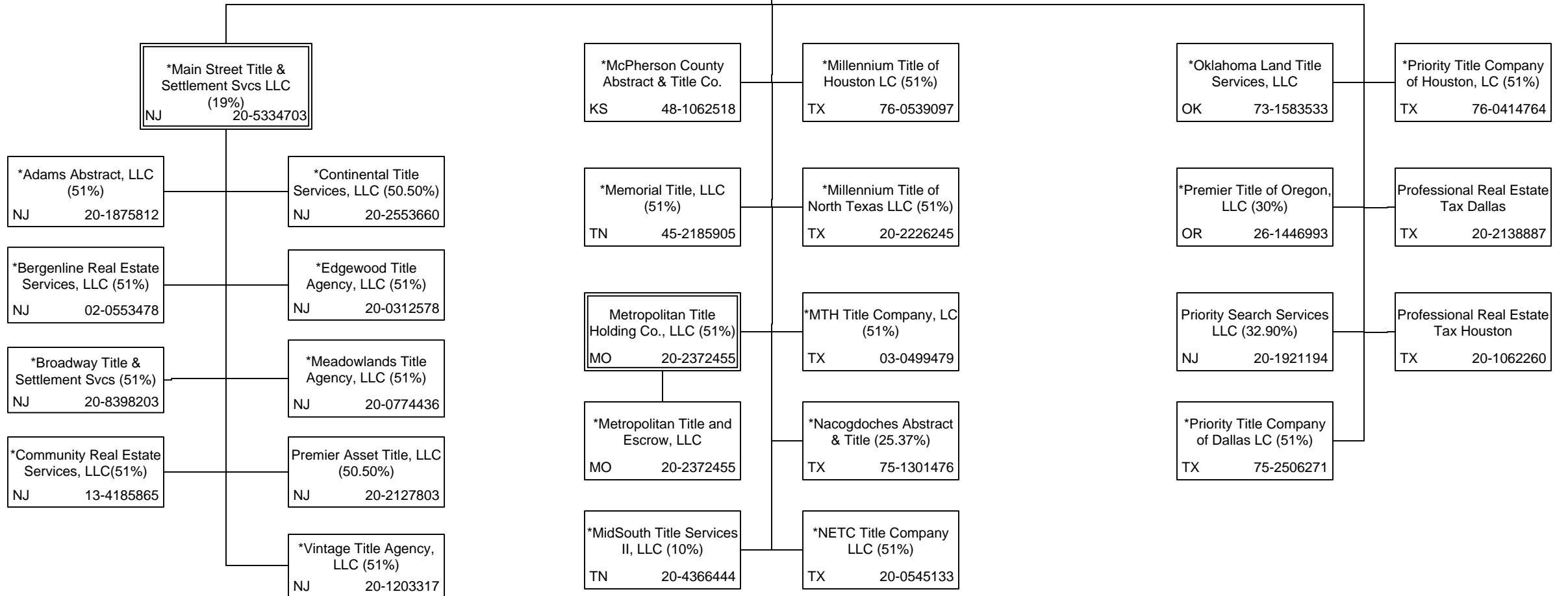
111

Unless otherwise noted, all ownership is 100%
*Asterisk denotes title insurance issuing agent for Company

SCHEDULE Y - INFORMATION CONCERNING ACTIVITIES OF INSURER MEMBERS OF A HOLDING COMPANY GROUP

PART 1 - ORGANIZATIONAL CHART

Stewart Title Company
See Page 2
Continued on Page 4
TX 74-0923770



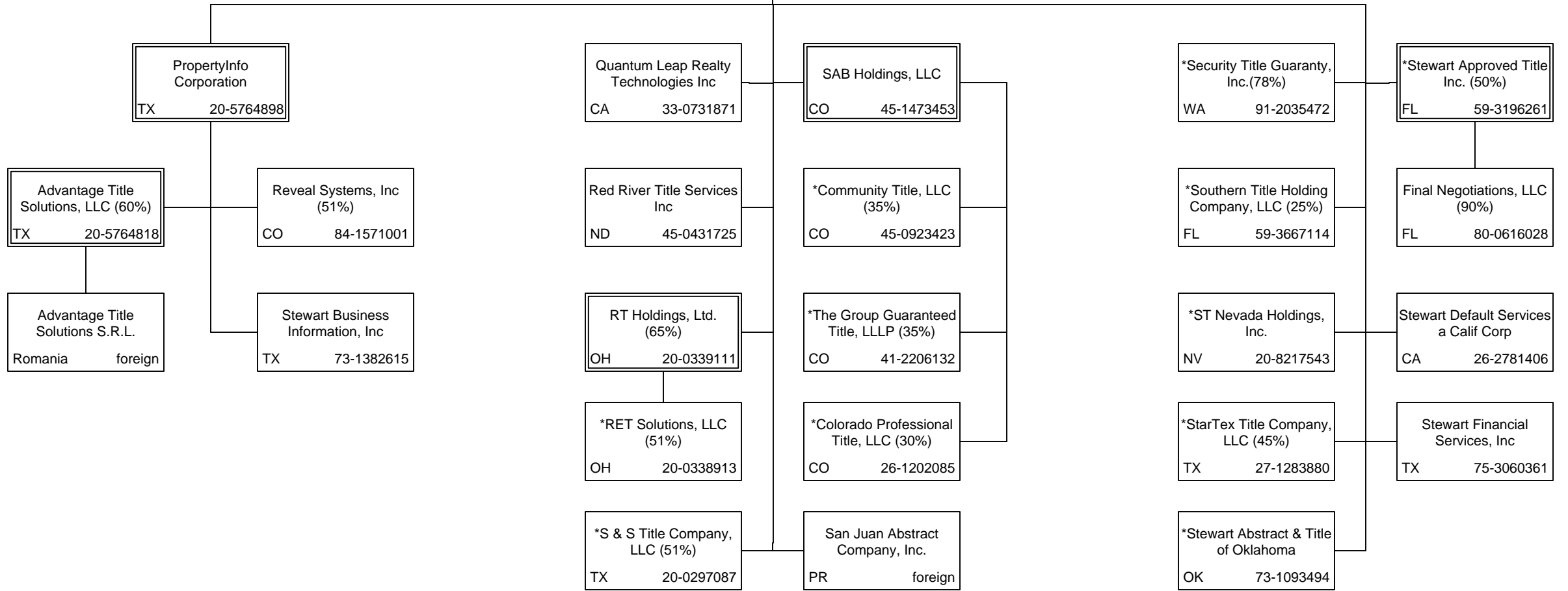
112

Unless otherwise noted, all ownership is 100%
*Asterisk denotes title insurance issuing agent for Company

SCHEDULE Y - INFORMATION CONCERNING ACTIVITIES OF INSURER MEMBERS OF A HOLDING COMPANY GROUP

PART 1 - ORGANIZATIONAL CHART

Stewart Title Company
See Page 3
Continued on Page 5
TX 74-0923770

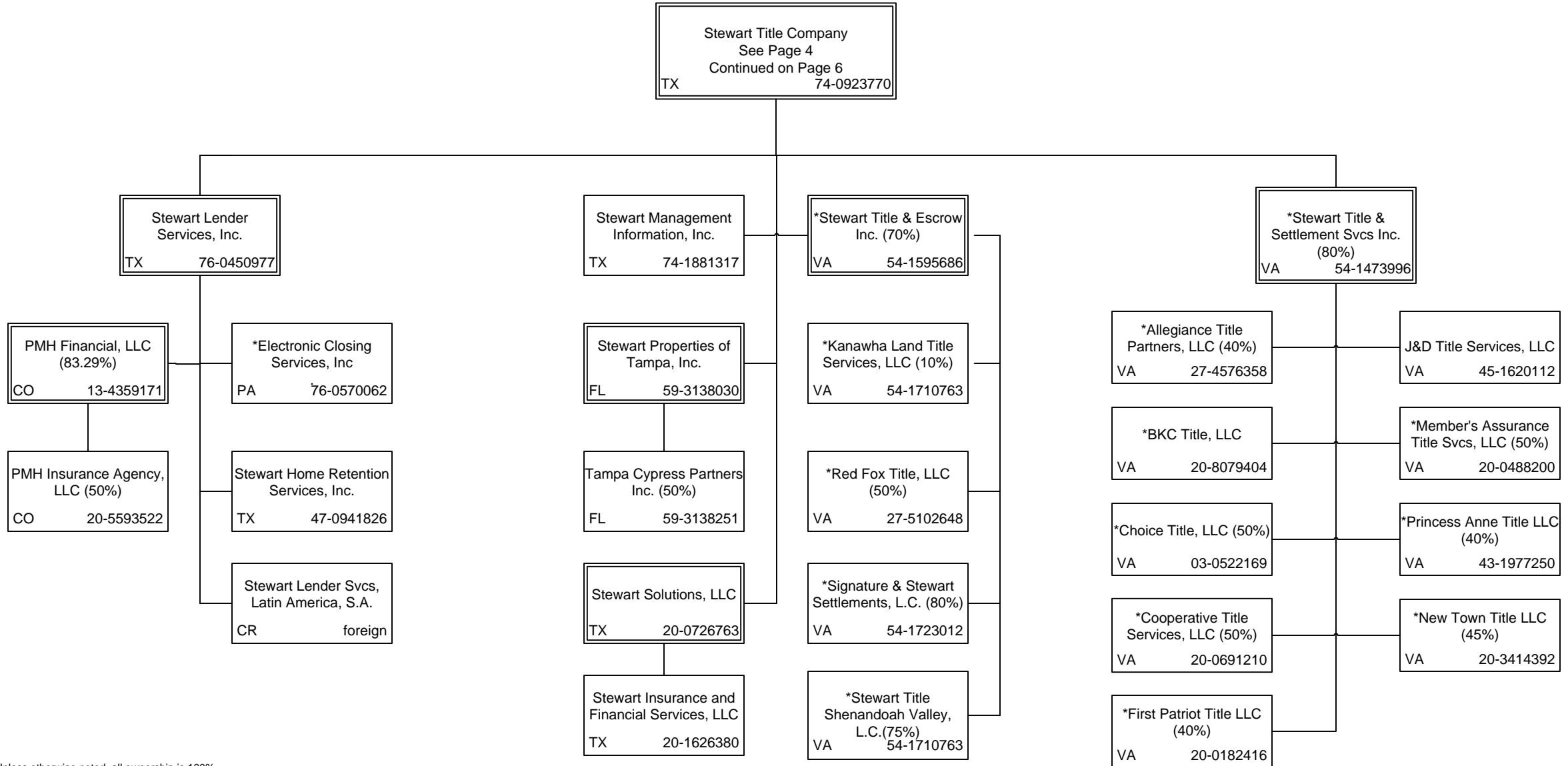


113

Unless otherwise noted, all ownership is 100%
*Asterisk denotes title insurance issuing agent for Company

SCHEDULE Y - INFORMATION CONCERNING ACTIVITIES OF INSURER MEMBERS OF A HOLDING COMPANY GROUP

PART 1 - ORGANIZATIONAL CHART

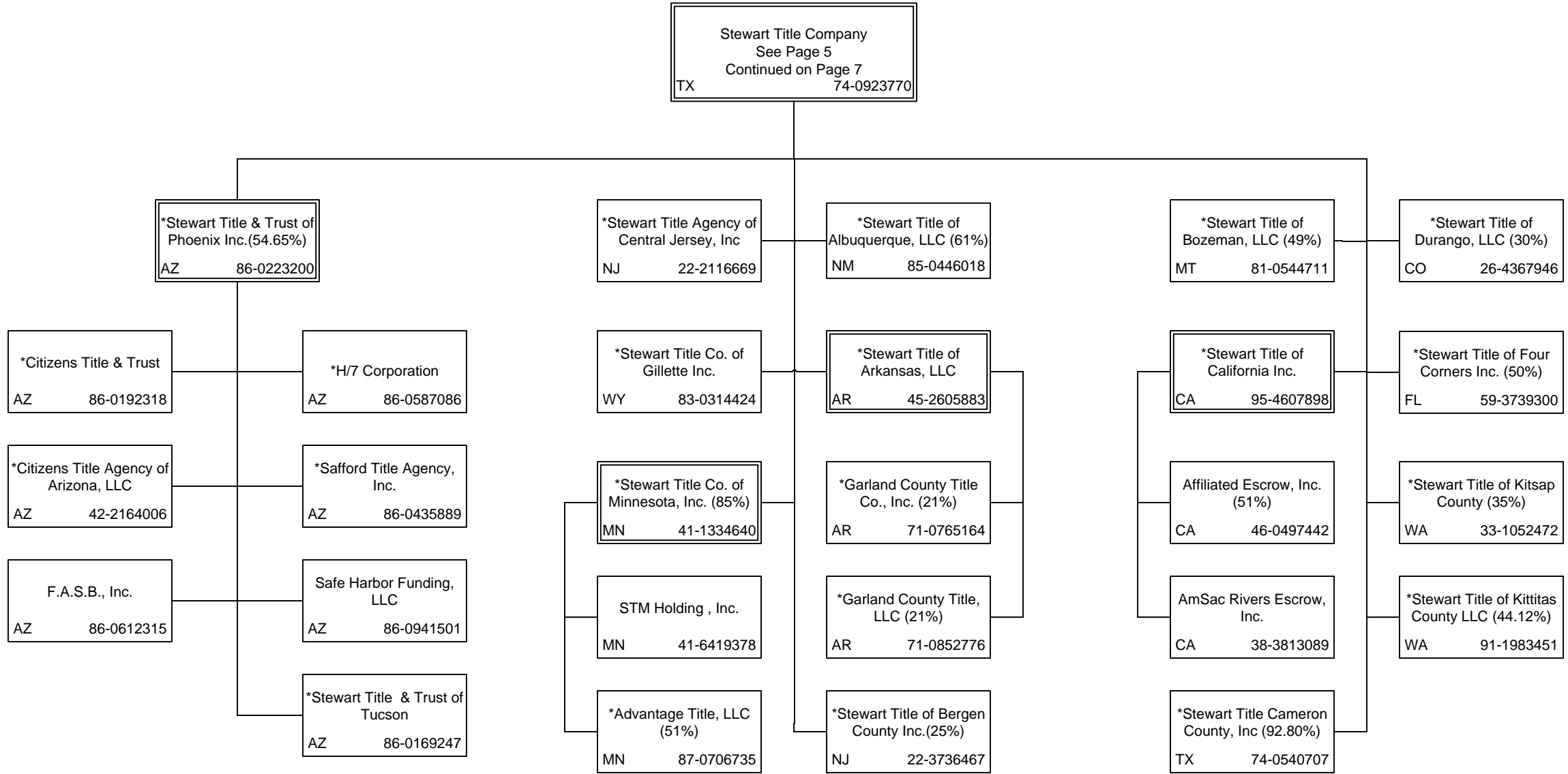


114

Unless otherwise noted, all ownership is 100%
*Asterisk denotes title insurance issuing agent for Company

SCHEDULE Y - INFORMATION CONCERNING ACTIVITIES OF INSURER MEMBERS OF A HOLDING COMPANY GROUP

PART 1 - ORGANIZATIONAL CHART



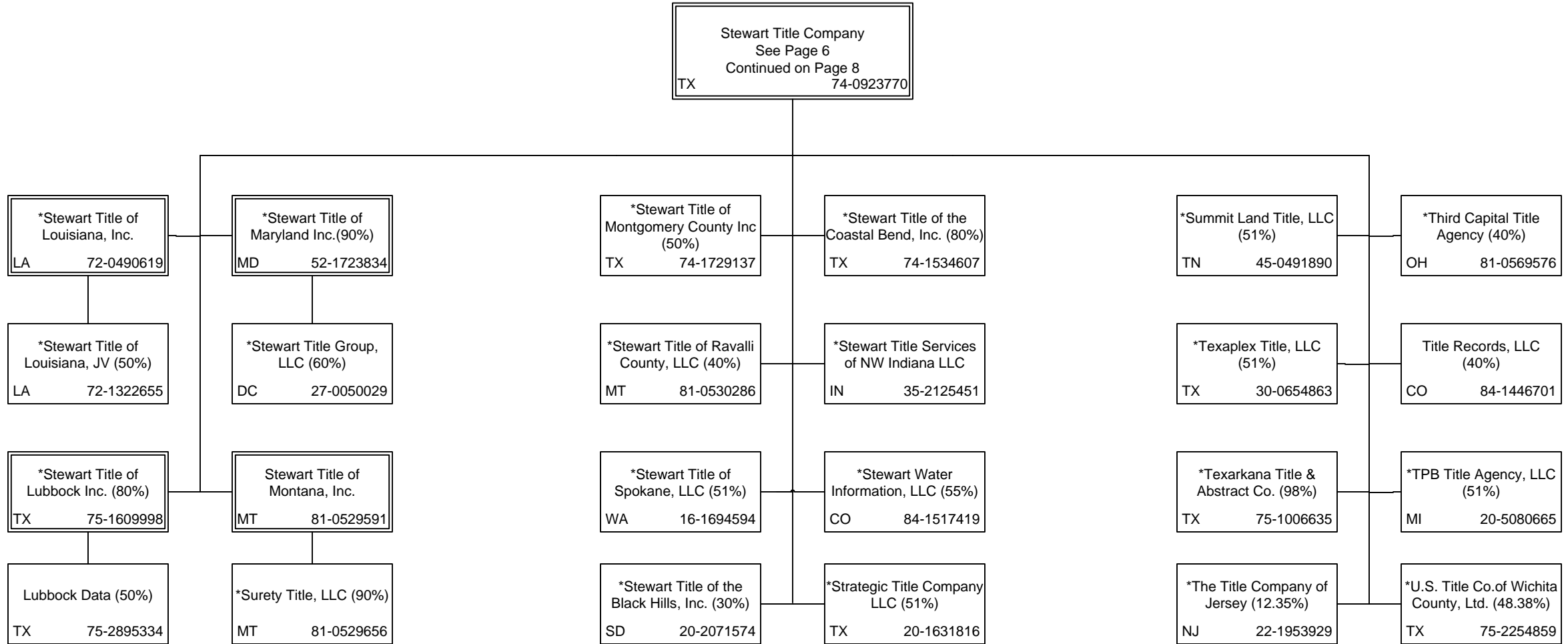
115

Unless otherwise noted, all ownership is 100%
*Asterisk denotes title insurance issuing agent for Company

SCHEDULE Y - INFORMATION CONCERNING ACTIVITIES OF INSURER MEMBERS OF A HOLDING COMPANY GROUP

PART 1 - ORGANIZATIONAL CHART

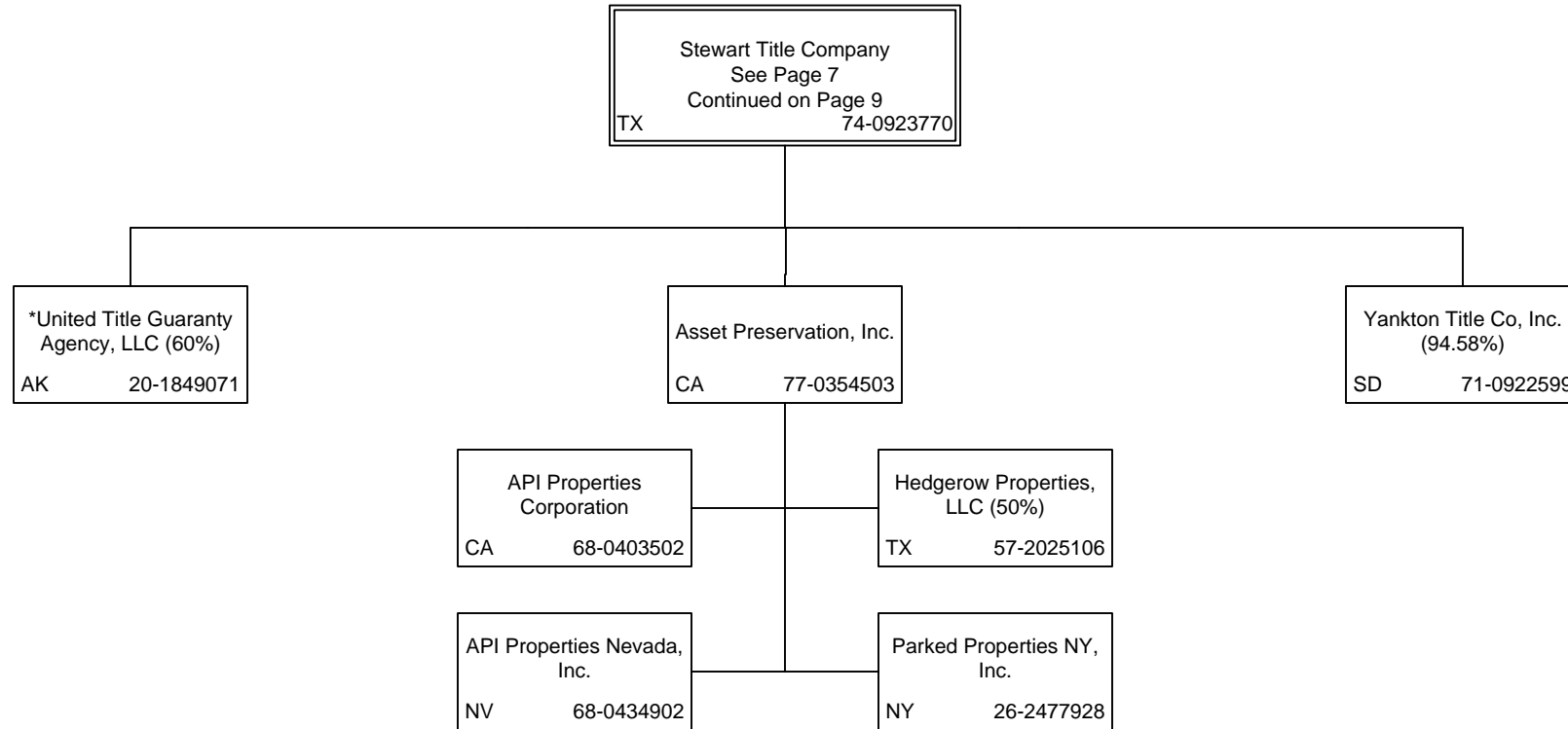
116



Unless otherwise noted, all ownership is 100%
*Asterisk denotes title insurance issuing agent for Company

SCHEDULE Y - INFORMATION CONCERNING ACTIVITIES OF INSURER MEMBERS OF A HOLDING COMPANY GROUP

PART 1 - ORGANIZATIONAL CHART

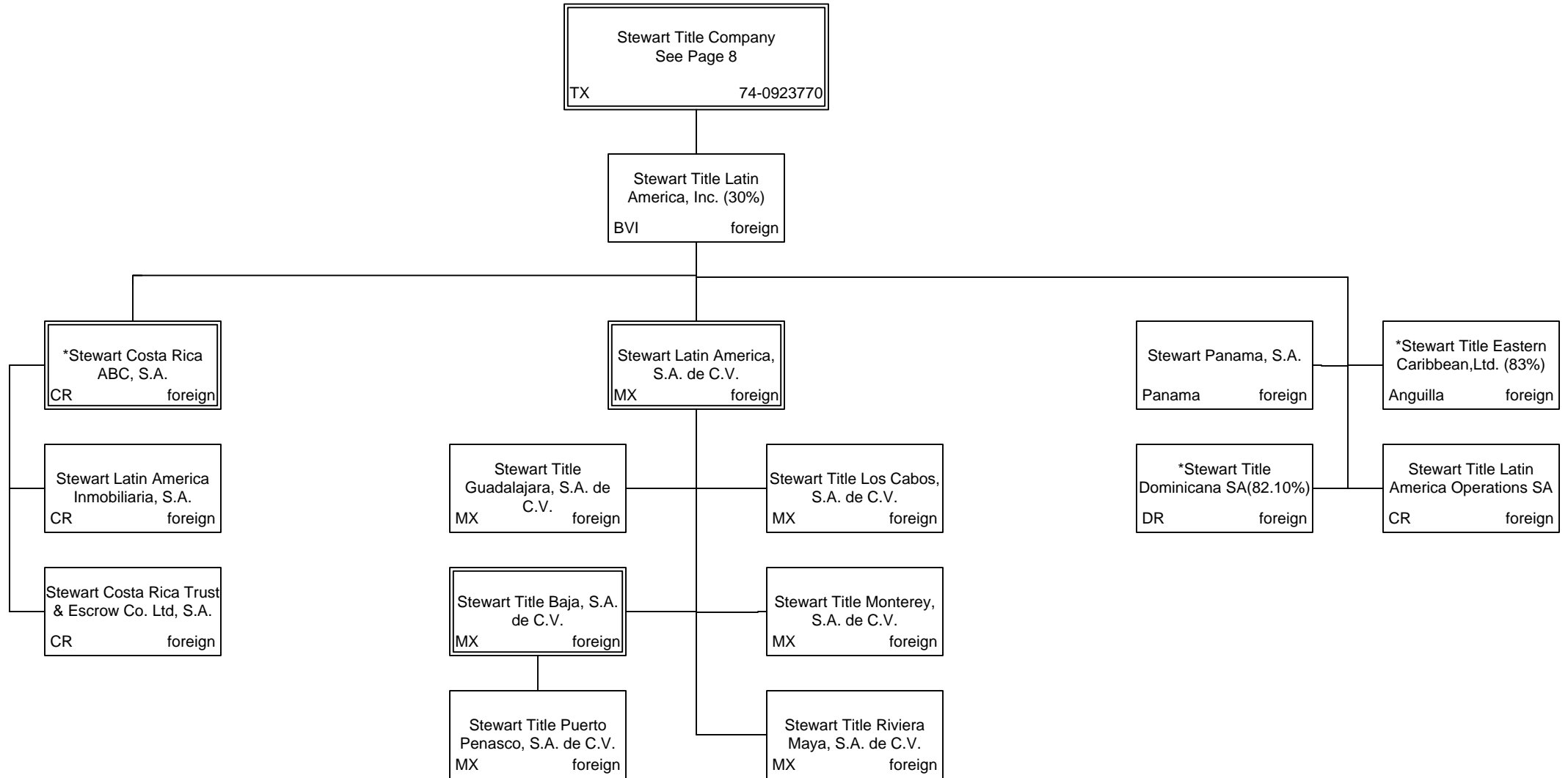


11.7

Unless otherwise noted, all ownership is 100%
*Asterisk denotes title insurance issuing agent for Company

SCHEDULE Y - INFORMATION CONCERNING ACTIVITIES OF INSURER MEMBERS OF A HOLDING COMPANY GROUP

PART 1 - ORGANIZATIONAL CHART



11.8

Unless otherwise noted, all ownership is 100%
 *Asterisk denotes title insurance issuing agent for Company

SCHEDULE Y

PART 1A - DETAIL OF INSURANCE HOLDING COMPANY SYSTEM

1	2	3	4	5	6	7	8	9	10	11	12	13	14	15
Group Code	Group Name	NAIC Company Code	Federal ID Number	Federal RSSD	CIK	Name of Securities Exchange if Publicly Traded (U.S. or International)	Names of Parent, Subsidiaries Or Affiliates	Domiciliary Location	Relationship to Reporting Entity	Directly Controlled by (Name of Entity / Person)	Type of Control (Ownership, Board, Management, Attorney-in-Fact, Influence, Other)	If Control is Ownership Provide Percentage	Ultimate Controlling Entity(ies)/Person(s)	*
0340	Stewart	00000	74-1677330	0	94344	NYSE	Stewart Information Services Corporation	DE						0
		00000	20-8586758	0	0		SLJ Holdings, LLC	T	NIA	Stewart Information Services Corporation	Ownership		Stewart Information Services Corporati	0
0340	Stewart	50121	74-0924290	0	0		Stewart Title Guaranty Company	T	IA	Stewart Information Services Corporation	Ownership	100.0	Stewart Information Services Corporati	0
		51420	76-0233294	0	0		Stewart Title Insurance Company of New York	N	IA	Stewart Title Guaranty Company	Ownership	100.0	Stewart Information Services Corporati	0
0340	Stewart	00000	AA-2734105	0	0		Stewart Title Guaranty de Mexico ,S.A. de C.V.	M	IA	Stewart Title Guaranty Company	Ownership	100.0	Stewart Information Services Corporati	0
		00000	AA-1124112	0	0		Stewart Title Ltd	U	IA	Stewart Title Guaranty Company	Ownership	100.0	Stewart Information Services Corporati	0
		32336	03-0311175	0	0		Title Reinsurance Company	VT	IA	Stewart Title Guaranty Company	Ownership	10.2	Stewart Information Services Corporati	0
		00000	30-0588317	0	0		Western America Title Services, LLC	UT	NIA	Stewart Title Guaranty Company	Ownership	30.0	Stewart Information Services Corporati	0
		00000	74-0923770	0	0		Stewart Title Company	T	NIA	Stewart Title Guaranty Company	Ownership	100.0	Stewart Information Services Corporati	0
		00000	59-2783796	0	0		Aaction Title Agency Inc.	FL	NIA	Stewart Title Company	Ownership	100.0	Stewart Information Services Corporati	0
		00000	20-8592665	0	0		Advantage Title of Fort Bend, LC	TX	NIA	Stewart Title Company	Ownership	51.0	Stewart Information Services Corporati	0
		00000	20-0123894	0	0		Bankers Title, LLC	CO	NIA	Stewart Title Company	Ownership	19.5	Stewart Information Services Corporati	0
		00000	16-1733469	0	0		Bay Area Title Services, LLC	ME	NIA	Stewart Title Company	Ownership	49.0	Stewart Information Services Corporati	0
		00000	27-3576101	0	0		Birchfield Title, LLC	TN	NIA	Stewart Title Company	Ownership	80.0	Stewart Information Services Corporati	0
		00000	82-0441331	0	0		Blaine County Title, Inc.	ID	NIA	Stewart Title Company	Ownership	40.5	Stewart Information Services Corporati	0
		00000	87-0431430	0	0		Bonneville Superior Title Company Inc.	UT	NIA	Stewart Title Company	Ownership	44.3	Stewart Information Services Corporati	0
		00000	87-0532618	0	0		Cornerstone Exchange, LLC	UT	NIA	Bonneville Superior Title Company Inc.	Ownership	100.0	Stewart Information Services Corporati	0
		00000	55-0885531	0	0		CBKC Title Holding, LLC	MO	NIA	Stewart Title Company	Ownership	51.0	Stewart Information Services Corporati	0
		00000	55-0885538	0	0		CBKC Title and Escrow, LLC	MO	NIA	CBKC Title Holding, LLC	Ownership	100.0	Stewart Information Services Corporati	0
		00000	20-2883864	0	0		Centennial Title, LLC	TX	NIA	Stewart Title Company	Ownership	49.9	Stewart Information Services Corporati	0
		00000	75-1654378	0	0		Chadco Builders, Inc.	TX	NIA	Stewart Title Company	Ownership	100.0	Stewart Information Services Corporati	0
		00000	75-2254859	0	0		U.S. Title Company of Wichita County, Ltd	TX	NIA	Chadco	Ownership	17.5	Stewart Information Services Corporati	0
		00000	36-4606393	0	0		Crown Title Company of Houston, LLC	TX	NIA	Stewart Title Company	Ownership	51.0	Stewart Information Services Corporati	0
		00000	77-0416985	0	0		Cuesta Title Company	CA	NIA	Stewart Title Company	Ownership	80.0	Stewart Information Services Corporati	0
		00000	20-1303132	0	0		DH Title Company LLC	TX	NIA	Stewart Title Company	Ownership	51.0	Stewart Information Services Corporati	0
		00000	27-0309716	0	0		DHH Title Company LLC	TX	NIA	Stewart Title Company	Ownership	51.0	Stewart Information Services Corporati	0
		00000	76-0608165	0	0		Dominion Title LLC	TX	NIA	Stewart Title Company	Ownership	51.0	Stewart Information Services Corporati	0
		00000	75-2857028	0	0		Dominion Title of Dallas LLC	TX	NIA	Stewart Title Company	Ownership	51.0	Stewart Information Services Corporati	0
		00000	62-1786562	0	0		Elite Title Partnerships	TN	NIA	Stewart Title Company	Ownership	55.0	Stewart Information Services Corporati	0
		00000	74-1497558	0	0		Fulghum Inc.	TX	NIA	Stewart Title Company	Ownership	100.0	Stewart Information Services Corporati	0
		00000	47-0924720	0	0		GESS Management LLC	TX	NIA	Stewart Title Company	Ownership	100.0	Stewart Information Services Corporati	0
		00000	73-1673752	0	0		GESS Real Estate Investments, LP	TX	NIA	Stewart Title Company	Ownership	99.0	Stewart Information Services Corporati	0
		00000	74-2823956	0	0		Gracy Title Company LC	TX	NIA	Stewart Title Company	Ownership	100.0	Stewart Information Services Corporati	0
		00000	04-3813945	0	0		ABC Title, LLC	TX	NIA	Gracy Title Company LC	Ownership	51.0	Stewart Information Services Corporati	0
		00000	36-4603730	0	0		Advantage Title of Travis County, LC	TX	NIA	Gracy Title Company LC	Ownership	51.0	Stewart Information Services Corporati	0
		00000	63-1261878	0	0		Guarantee Title Company, LLC	AL	NIA	Stewart Title Company	Ownership	20.0	Stewart Information Services Corporati	0
		00000	48-1196842	0	0		Hannaford Abstract & Title Company, Inc	KS	NIA	Stewart Title Company	Ownership	100.0	Stewart Information Services Corporati	0
		00000		0	0		Hato Rey Insurance Agency, Inc.	PR	NIA	Stewart Title Company	Ownership	100.0	Stewart Information Services Corporati	0
		00000	75-3203073	0	0		Heart of America Holdings, LLC	MO	NIA	Stewart Title Company	Ownership	51.0	Stewart Information Services Corporati	0
		00000	75-3203079	0	0		Heart of America Title and Escrow, LLC	MO	NIA	Heart of America Holdings, LLC	Ownership	100.0	Stewart Information Services Corporati	0
		00000	20-3095762	0	0		HMH Title LLC	TX	NIA	Stewart Title Company	Ownership	51.0	Stewart Information Services Corporati	0
		00000	56-2529986	0	0		I & S Holdings, LLC	WA	NIA	Stewart Title Company	Ownership	51.0	Stewart Information Services Corporati	0
		00000	30-0205196	0	0		Stewart Title Escrow of Island County, LLC	WA	NIA	I & S Holdings, LLC	Ownership	100.0	Stewart Information Services Corporati	0
		00000	56-2674052	0	0		Indiana Search Technologies, LLC	IN	NIA	Stewart Title Company	Ownership	50.0	Stewart Information Services Corporati	0

SCHEDULE Y

PART 1A - DETAIL OF INSURANCE HOLDING COMPANY SYSTEM

1	2	3	4	5	6	7	8	9	10	11	12	13	14	15
Group Code	Group Name	NAIC Company Code	Federal ID Number	Federal RSSD	CIK	Name of Securities Exchange if Publicly Traded (U.S. or International)	Names of Parent, Subsidiaries Or Affiliates	Domiciliary Location	Relationship to Reporting Entity	Directly Controlled by (Name of Entity / Person)	Type of Control (Ownership, Board, Management, Attorney-in-Fact, Influence, Other)	If Control is Ownership Provide Percentage	Ultimate Controlling Entity(ies)/Person(s)	*
		00000	45-2970277	0	0		Integrity Title Agency, LLC	AK	NIA	Stewart Title Company	Ownership	51.0	Stewart Information Services Corporati	0
		00000	94-2912200	0	0		Intercity Capital Corporation	CA	NIA	Stewart Title Company	Ownership	100.0	Stewart Information Services Corporati	0
		00000	68-0127878	0	0		InterCity Escrow Services	CA	NIA	Intercity Capital Corporation	Ownership	100.0	Stewart Information Services Corporati	0
		00000	26-0255315	0	0		Stewart Vacation Ownership Title Agency, Inc.	FL	NIA	Intercity Capital Corporation	Ownership	100.0	Stewart Information Services Corporati	0
		00000	20-3806261	0	0		Inwood Heritage Oaks Ltd	TX	NIA	Stewart Title Company	Ownership	19.7	Stewart Information Services Corporati	0
		00000	92-0184699	0	0		Kanawha Land Title Services, LLC	VA	NIA	Stewart Title Company	Ownership	67.0	Stewart Information Services Corporati	0
		00000	20-1859948	0	0		Legal Title 2, LLC	VA	NIA	Kanawha Land Title Services, LLC	Ownership	25.0	Stewart Information Services Corporati	0
		00000	20-5925300	0	0		Richmond Settlement Solutions, LLC	VA	NIA	Kanawha Land Title Services, LLC	Ownership	65.0	Stewart Information Services Corporati	0
		00000	20-5654918	0	0		Three Chopt Title Services, LLC	VA	NIA	Kanawha Land Title Services, LLC	Ownership	35.0	Stewart Information Services Corporati	0
		00000	20-4273370	0	0		Virginia Affordable Housing Title Services, LLC	VA	NIA	Kanawha Land Title Services, LLC	Ownership	50.0	Stewart Information Services Corporati	0
		00000	20-5150053	0	0		Kemp Title Agency, LLC	KY	NIA	Stewart Title Company	Ownership	60.0	Stewart Information Services Corporati	0
		00000	45-3690601	0	0		Landon Title Company, LLC	TX	NIA	Stewart Title Company	Ownership	51.0	Stewart Information Services Corporati	0
		00000		0	0		Lawyers Mortgage Network, Inc.	CN	NIA	Stewart Title Company	Ownership	100.0	Stewart Information Services Corporati	0
		00000	71-0937596	0	0		LCH Title Company, LC	TX	NIA	Stewart Title Company	Ownership	51.0	Stewart Information Services Corporati	0
		00000	39-1937180	0	0		Liberty Title & Abstract, Inc.	WI	NIA	Stewart Title Company	Ownership	40.0	Stewart Information Services Corporati	0
		00000	20-5334703	0	0		Main Street Title & Settlement Svcs LLC	NJ	NIA	Stewart Title Company	Ownership	19.0	Stewart Information Services Corporati	0
		00000	20-1875812	0	0		Adams Abstract, LLC	NJ	NIA	Main Street Title & Settlement Svcs LLC	Ownership	51.0	Stewart Information Services Corporati	0
		00000	02-0553478	0	0		Bergeline Real Estate Services, LLC	NJ	NIA	Main Street Title & Settlement Svcs LLC	Ownership	51.0	Stewart Information Services Corporati	0
		00000	20-8398203	0	0		Broadway Title & Settlement Services, LLC	NJ	NIA	Main Street Title & Settlement Svcs LLC	Ownership	51.0	Stewart Information Services Corporati	0
		00000	13-4185865	0	0		Community Real Estate Services, LLC	NJ	NIA	Main Street Title & Settlement Svcs LLC	Ownership	51.0	Stewart Information Services Corporati	0
		00000	20-2553660	0	0		Continental Title Services, LLC	NJ	NIA	Main Street Title & Settlement Svcs LLC	Ownership	50.5	Stewart Information Services Corporati	0
		00000	20-0312578	0	0		Edgewood Title Agency, LLC	NJ	NIA	Main Street Title & Settlement Svcs LLC	Ownership	51.0	Stewart Information Services Corporati	0
		00000	20-0774436	0	0		Meadowlands Title Agency, LLC	NJ	NIA	Main Street Title & Settlement Svcs LLC	Ownership	51.0	Stewart Information Services Corporati	0
		00000	20-2127803	0	0		Premier Asset Title, LLC	NJ	NIA	Main Street Title & Settlement Svcs LLC	Ownership	50.5	Stewart Information Services Corporati	0
		00000	20-1203317	0	0		Vintage Title Agency, LLC	NJ	NIA	Main Street Title & Settlement Svcs LLC	Ownership	51.0	Stewart Information Services Corporati	0
		00000	48-1062518	0	0		McPherson County Abstract & Title Company	KS	NIA	Stewart Title Company	Ownership	100.0	Stewart Information Services Corporati	0
		00000	45-2185905	0	0		Memorial Title, LLC	TN	NIA	Stewart Title Company	Ownership	51.0	Stewart Information Services Corporati	0
		00000	20-2372455	0	0		Metropolitan Title Holding Co., LLC	MO	NIA	Stewart Title Company	Ownership	51.0	Stewart Information Services Corporati	0
		00000	20-2372524	0	0		Metropolitan Title and Escrow, LLC	MO	NIA	Metropolitan Title Holding Co., LLC	Ownership	100.0	Stewart Information Services Corporati	0
		00000	20-4366444	0	0		MidSouth Title Services II, LLC	TN	NIA	Stewart Title Company	Ownership	10.0	Stewart Information Services Corporati	0
		00000	76-0539097	0	0		Millennium Title of Houston LC	TX	NIA	Stewart Title Company	Ownership	51.0	Stewart Information Services Corporati	0
		00000	20-2226245	0	0		Millennium Title of North Texas LLC	TX	NIA	Stewart Title Company	Ownership	51.0	Stewart Information Services Corporati	0
		00000	03-0499479	0	0		MTH Title Company LC	TX	NIA	Stewart Title Company	Ownership	51.0	Stewart Information Services Corporati	0
		00000	75-1301476	0	0		Nacogdoches Abstract & Title	TX	NIA	Stewart Title Company	Ownership	25.4	Stewart Information Services Corporati	0
		00000	20-0545133	0	0		NETC Title Company LLC	TX	NIA	Stewart Title Company	Ownership	51.0	Stewart Information Services Corporati	0
		00000	73-1583533	0	0		Oklahoma Land Title Services, LLC	OK	NIA	Stewart Title Company	Ownership	100.0	Stewart Information Services Corporati	0
		00000	26-1446993	0	0		Premier Title of Oregon, LLC	OR	NIA	Stewart Title Company	Ownership	30.0	Stewart Information Services Corporati	0
		00000	20-1921194	0	0		Priority Search Services LLC	NJ	NIA	Stewart Title Company	Ownership	32.9	Stewart Information Services Corporati	0
		00000	75-2506271	0	0		Priority Title Company of Dallas LC	TX	NIA	Stewart Title Company	Ownership	51.0	Stewart Information Services Corporati	0
		00000	76-0414764	0	0		Priority Title Company of Houston, LC	TX	NIA	Stewart Title Company	Ownership	51.0	Stewart Information Services Corporati	0
		00000	20-2138887	0	0		Professional Real Estate Tax Dallas	TX	NIA	Stewart Title Company	Ownership	100.0	Stewart Information Services Corporati	0
		00000	20-1062260	0	0		Professional Real Estate Tax Houston	TX	NIA	Stewart Title Company	Ownership	100.0	Stewart Information Services Corporati	0
		00000	20-5764898	0	0		PropertyInfo Corporation	TX	NIA	Stewart Title Company	Ownership	100.0	Stewart Information Services Corporati	0
		00000	20-5764818	0	0		Advantage Title Solutions, LLC	TX	NIA	PropertyInfo Corporation	Ownership	60.0	Stewart Information Services Corporati	0

SCHEDULE Y

PART 1A - DETAIL OF INSURANCE HOLDING COMPANY SYSTEM

1	2	3	4	5	6	7	8	9	10	11	12	13	14	15
Group Code	Group Name	NAIC Company Code	Federal ID Number	Federal RSSD	CIK	Name of Securities Exchange if Publicly Traded (U.S. or International)	Names of Parent, Subsidiaries Or Affiliates	Domiciliary Location	Relationship to Reporting Entity	Directly Controlled by (Name of Entity / Person)	Type of Control (Ownership, Board, Management, Attorney-in-Fact, Influence, Other)	If Control is Ownership Provide Percentage	Ultimate Controlling Entity(ies)/Person(s)	*
		00000		0	0		Advantage Title Solutions S.R.L.	Ro	NIA	Advantage Title Solutions, LLC	Ownership	100.0	Stewart Information Services Corporati	0
		00000	84-1571001	0	0		Reveal Systems, Inc	CO	NIA	PropertyInfo Corporation	Ownership	51.0	Stewart Information Services Corporati	0
		00000	73-1382615	0	0		Stewart Business Information, Inc	TX	NIA	PropertyInfo Corporation	Ownership	100.0	Stewart Information Services Corporati	0
		00000	33-0731871	0	0		Quantum Leap Realty Technologies Inc	CA	NIA	Stewart Title Company	Ownership	100.0	Stewart Information Services Corporati	0
		00000	45-0431725	0	0		Red River Title Services Inc	ND	NIA	Stewart Title Company	Ownership	100.0	Stewart Information Services Corporati	0
		00000	20-0339111	0	0		RT Holdings, Ltd.	OH	NIA	Stewart Title Company	Ownership	65.0	Stewart Information Services Corporati	0
		00000	20-0338913	0	0		RET Solutions, LLC	OH	NIA	RT Holdings, Ltd.	Ownership	51.0	Stewart Information Services Corporati	0
		00000	20-0297087	0	0		S & S Title Company, LLC	TX	NIA	Stewart Title Company	Ownership	51.0	Stewart Information Services Corporati	0
		00000	45-1473453	0	0		SAB Holdings, LLC	CO	NIA	Stewart Title Company	Ownership	100.0	Stewart Information Services Corporati	0
		00000	26-1202085	0	0		Colorado Professional Title, LLC	CO	NIA	SAB Holdings, LLC	Ownership	35.0	Stewart Information Services Corporati	0
		00000	45-0923423	0	0		Community Title, LLC	CO	NIA	SAB Holdings, LLC	Ownership	35.0	Stewart Information Services Corporati	0
		00000	41-2206132	0	0		The Group Guaranteed Title, LLLP	CO	NIA	SAB Holdings, LLC	Ownership	30.0	Stewart Information Services Corporati	0
		00000		0	0		San Juan Abstract Company, Inc.	PR	NIA	Stewart Title Company	Ownership	100.0	Stewart Information Services Corporati	0
		00000	91-2035472	0	0		Security Title Guaranty, Inc.	WA	NIA	Stewart Title Company	Ownership	78.0	Stewart Information Services Corporati	0
		00000	59-3667114	0	0		Southern Title Holding Company, LLC	FL	NIA	Stewart Title Company	Ownership	25.0	Stewart Information Services Corporati	0
		00000	20-8217543	0	0		ST Nevada Holdings, Inc.	NV	NIA	Stewart Title Company	Ownership	100.0	Stewart Information Services Corporati	0
		00000	27-1283880	0	0		StarTex Title Company, LLC	TX	NIA	Stewart Title Company	Ownership	45.0	Stewart Information Services Corporati	0
		00000	73-1093494	0	0		Stewart Abstract & Title of Oklahoma	OK	NIA	Stewart Title Company	Ownership	100.0	Stewart Information Services Corporati	0
		00000	59-3196261	0	0		Stewart Approved Title Inc.	FL	NIA	Stewart Title Company	Ownership	50.0	Stewart Information Services Corporati	0
		00000	80-0616028	0	0		Final Negotiations, LLC	FL	NIA	Stewart Approved Title Inc.	Ownership	90.0	Stewart Information Services Corporati	0
		00000	26-2781406	0	0		Stewart Default Services a Calif Corp	CA	NIA	Stewart Title Company	Ownership	100.0	Stewart Information Services Corporati	0
		00000	75-3060361	0	0		Stewart Financial Services, Inc	TX	NIA	Stewart Title Company	Ownership	100.0	Stewart Information Services Corporati	0
		00000	76-0450977	0	0		Stewart Lender Services, Inc.	TX	NIA	Stewart Title Company	Ownership	100.0	Stewart Information Services Corporati	0
		00000	76-0570062	0	0		Electronic Closing Services, Inc.	PA	NIA	Stewart Lender Services, Inc.	Ownership	100.0	Stewart Information Services Corporati	0
		00000	13-4359171	0	0		PMH Financial, LLC	CO	NIA	Stewart Lender Services, Inc.	Ownership	83.3	Stewart Information Services Corporati	0
		00000	20-5593522	0	0		PMH Insurance Agency, LLC	CO	NIA	PMH Financial, LLC	Ownership	50.0	Stewart Information Services Corporati	0
		00000	47-0941826	0	0		Stewart Home Retention Services, Inc.	TX	NIA	Stewart Lender Services, Inc.	Ownership	100.0	Stewart Information Services Corporati	0
		00000		0	0		Stewart Lender Services, Latin America, S.A.	CR	NIA	Stewart Lender Services, Inc.	Ownership	100.0	Stewart Information Services Corporati	0
		00000	74-1881317	0	0		Stewart Management information, Inc.	TX	NIA	Stewart Title Company	Ownership	100.0	Stewart Information Services Corporati	0
		00000	59-3138030	0	0		Stewart Properties of Tampa, Inc.	FL	NIA	Stewart Title Company	Ownership	100.0	Stewart Information Services Corporati	0
		00000	59-3138251	0	0		Tampa Cypress Partners Inc.	FL	NIA	Stewart Properties of Tampa, Inc.	Ownership	50.0	Stewart Information Services Corporati	0
		00000	20-0726763	0	0		Stewart Solutions, LLC	TX	NIA	Stewart Title Company	Ownership	100.0	Stewart Information Services Corporati	0
		00000	20-1626380	0	0		Stewart Insurance and Financial Services, LLC	TX	NIA	Stewart Solutions, LLC	Ownership	100.0	Stewart Information Services Corporati	0
		00000	54-1595686	0	0		Stewart Title & Escrow Inc.	VA	NIA	Stewart Title Company	Ownership	70.0	Stewart Information Services Corporati	0
		00000	92-0184699	0	0		Kanawha Land Title Services, LLC	VA	NIA	Stewart Title & Escrow Inc.	Ownership	10.0	Stewart Information Services Corporati	0
		00000	27-5102648	0	0		Red Fox Title, LLC	VA	NIA	Stewart Title & Escrow Inc.	Ownership	50.0	Stewart Information Services Corporati	0
		00000	54-1723012	0	0		Signature & Stewart Settlements, L.C.	VA	NIA	Stewart Title & Escrow Inc.	Ownership	80.0	Stewart Information Services Corporati	0
		00000	54-1710763	0	0		Stewart Title Shenandoah Valley, L.C.	VA	NIA	Stewart Title & Escrow Inc.	Ownership	75.0	Stewart Information Services Corporati	0
		00000	54-1473996	0	0		Stewart Title & Settlement Services, Inc.	VA	NIA	Stewart Title Company	Ownership	80.0	Stewart Information Services Corporati	0
		00000	27-4576358	0	0		Allegiance Title Partners, LLC	VA	NIA	Stewart Title & Settlement Services, Inc.	Ownership	40.0	Stewart Information Services Corporati	0
		00000	20-8079404	0	0		BKC Title, LLC	VA	NIA	Stewart Title & Settlement Services, Inc.	Ownership	100.0	Stewart Information Services Corporati	0
		00000	03-0522169	0	0		Choice Title, LLC	VA	NIA	Stewart Title & Settlement Services, Inc.	Ownership	50.0	Stewart Information Services Corporati	0
		00000	20-0691210	0	0		Cooperative Title Services, LLC	VA	NIA	Stewart Title & Settlement Services, Inc.	Ownership	50.0	Stewart Information Services Corporati	0
		00000	20-0182416	0	0		First Patriot Title LLC	VA	NIA	Stewart Title & Settlement Services, Inc.	Ownership	40.0	Stewart Information Services Corporati	0

SCHEDULE Y

PART 1A - DETAIL OF INSURANCE HOLDING COMPANY SYSTEM

1	2	3	4	5	6	7	8	9	10	11	12	13	14	15
Group Code	Group Name	NAIC Company Code	Federal ID Number	Federal RSSD	CIK	Name of Securities Exchange if Publicly Traded (U.S. or International)	Names of Parent, Subsidiaries Or Affiliates	Domiciliary Location	Relationship to Reporting Entity	Directly Controlled by (Name of Entity / Person)	Type of Control (Ownership, Board, Management, Attorney-in-Fact, Influence, Other)	If Control is Ownership Provide Percentage	Ultimate Controlling Entity(ies)/Person(s)	*
		00000	45-1620112	0	0		J&D Title Services, LLC	VA	NIA	Stewart Title & Settlement Services, Inc.	Ownership	50.0	Stewart Information Services Corporati	0
		00000	20-0488200	0	0		Member's Assurance Title Services, LLC	VA	NIA	Stewart Title & Settlement Services, Inc.	Ownership	50.0	Stewart Information Services Corporati	0
		00000	20-3414392	0	0		New Town Title LLC	VA	NIA	Stewart Title & Settlement Services, Inc.	Ownership	45.0	Stewart Information Services Corporati	0
		00000	43-1977250	0	0		Princess Anne Title LLC	VA	NIA	Stewart Title & Settlement Services, Inc.	Ownership	40.0	Stewart Information Services Corporati	0
		00000	86-0223200	0	0		Stewart Title & Trust of Phoenix Inc.	AZ	NIA	Stewart Title Company	Ownership	54.7	Stewart Information Services Corporati	0
		00000	86-0192318	0	0		Citizens Title & Trust	AZ	NIA	Stewart Title & Trust of Phoenix Inc.	Ownership	100.0	Stewart Information Services Corporati	0
		00000	42-2164006	0	0		Citizens Title Agency of Arizona, LLC	AZ	NIA	Stewart Title & Trust of Phoenix Inc.	Ownership	100.0	Stewart Information Services Corporati	0
		00000	86-0587086	0	0		H/7 Corporation	AZ	NIA	Stewart Title & Trust of Phoenix Inc.	Ownership	100.0	Stewart Information Services Corporati	0
		00000	86-0941501	0	0		Safe Harbor Funding, LLC	AZ	NIA	Stewart Title & Trust of Phoenix Inc.	Ownership	100.0	Stewart Information Services Corporati	0
		00000	86-0435889	0	0		Safford Title Agency, Inc.	AZ	NIA	Stewart Title & Trust of Phoenix Inc.	Ownership	100.0	Stewart Information Services Corporati	0
		00000	86-0169247	0	0		Stewart Title & Trust of Tucson	AZ	NIA	Stewart Title & Trust of Phoenix Inc.	Ownership	100.0	Stewart Information Services Corporati	0
		00000	22-2116669	0	0		Stewart Title Agency of Central Jersey, Inc	NJ	NIA	Stewart Title Company	Ownership	25.0	Stewart Information Services Corporati	0
		00000	83-0314424	0	0		Stewart Title Co. of Gillette Inc.	WY	NIA	Stewart Title Company	Ownership	93.3	Stewart Information Services Corporati	0
		00000	41-1334640	0	0		Stewart Title Company of Minnesota, Inc.	MN	NIA	Stewart Title Company	Ownership	85.0	Stewart Information Services Corporati	0
		00000	41-6419378	0	0		STM Holding, Inc.	MN	NIA	Stewart Title Company of Minnesota, Inc.	Ownership	100.0	Stewart Information Services Corporati	0
		00000	87-0706735	0	0		Advantage Title, LLC	MN	NIA	STM Holding, Inc.	Ownership	51.0	Stewart Information Services Corporati	0
		00000	85-0446018	0	0		Stewart Title of Albuquerque, LLC	NM	NIA	Stewart Title Company	Ownership	61.0	Stewart Information Services Corporati	0
		00000	45-2605883	0	0		Stewart Title of Arkansas, LLC	AR	NIA	Stewart Title Company	Ownership	100.0	Stewart Information Services Corporati	0
		00000	71-0765164	0	0		Garland County Title Co., Inc.	AR	NIA	Stewart Title of Arkansas, LLC	Ownership	21.0	Stewart Information Services Corporati	0
		00000	71-0852776	0	0		Garland County Title, LLC	AR	NIA	Stewart Title of Arkansas, LLC	Ownership	21.0	Stewart Information Services Corporati	0
		00000	22-3736467	0	0		Stewart Title of Bergen County Inc.	NJ	NIA	Stewart Title Company	Ownership	25.0	Stewart Information Services Corporati	0
		00000	81-0544711	0	0		Stewart Title of Bozeman, LLC	MT	NIA	Stewart Title Company	Ownership	49.0	Stewart Information Services Corporati	0
		00000	95-4607898	0	0		Stewart Title of California Inc.	CA	NIA	Stewart Title Company	Ownership	100.0	Stewart Information Services Corporati	0
		00000	46-0497442	0	0		Affiliated Escrow, Inc.	CA	NIA	Stewart Title of California Inc.	Ownership	51.0	Stewart Information Services Corporati	0
		00000	38-3813089	0	0		AmSac Rivers Escrow, Inc.	CA	NIA	Stewart Title of California Inc.	Ownership	100.0	Stewart Information Services Corporati	0
		00000	74-0540707	0	0		Stewart Title of Cameron County, Inc.	TX	NIA	Stewart Title Company	Ownership	92.8	Stewart Information Services Corporati	0
		00000	26-4367946	0	0		Stewart Title of Durango, LLC	CO	NIA	Stewart Title Company	Ownership	30.0	Stewart Information Services Corporati	0
		00000	59-3739300	0	0		Stewart Title of Four Corners Inc.	FL	NIA	Stewart Title Company	Ownership	50.0	Stewart Information Services Corporati	0
		00000	33-1052472	0	0		Stewart Title of Kitsap County	WA	NIA	Stewart Title Company	Ownership	35.0	Stewart Information Services Corporati	0
		00000	91-1983451	0	0		Stewart Title of Kittitas County LLC	WA	NIA	Stewart Title Company	Ownership	44.1	Stewart Information Services Corporati	0
		00000	72-0490619	0	0		Stewart Title of Louisiana, Inc.	LA	NIA	Stewart Title Company	Ownership	100.0	Stewart Information Services Corporati	0
		00000	72-1322655	0	0		Stewart Title of Louisiana, JV	LA	NIA	Stewart Title of Louisiana, Inc.	Ownership	50.0	Stewart Information Services Corporati	0
		00000	75-1609998	0	0		Stewart Title of Lubbock Inc.	TX	NIA	Stewart Title Company	Ownership	80.0	Stewart Information Services Corporati	0
		00000	75-2895334	0	0		Lubbock Data	TX	NIA	Stewart Title of Lubbock Inc.	Ownership	50.0	Stewart Information Services Corporati	0
		00000	52-1723834	0	0		Stewart Title of Maryland Inc.	MD	NIA	Stewart Title Company	Ownership	90.0	Stewart Information Services Corporati	0
		00000	27-0050029	0	0		Stewart Title Group, LLC	DC	NIA	Stewart Title of Maryland Inc.	Ownership	60.0	Stewart Information Services Corporati	0
		00000	81-0529591	0	0		Stewart Title of Montana, Inc.	MT	NIA	Stewart Title Company	Ownership	100.0	Stewart Information Services Corporati	0
		00000	81-0529656	0	0		Surety Title, LLC	MT	NIA	Stewart Title of Montana, Inc.	Ownership	90.0	Stewart Information Services Corporati	0
		00000	74-1729137	0	0		Stewart Title of Montgomery County, Inc	TX	NIA	Stewart Title Company	Ownership	50.0	Stewart Information Services Corporati	0
		00000	81-0530286	0	0		Stewart Title of Ravalli County, LLC	MT	NIA	Stewart Title Company	Ownership	40.0	Stewart Information Services Corporati	0
		00000	16-1694594	0	0		Stewart Title of Spokane, LLC	WA	NIA	Stewart Title Company	Ownership	51.0	Stewart Information Services Corporati	0
		00000	20-2071574	0	0		Stewart Title of the Black Hills, Inc.	SD	NIA	Stewart Title Company	Ownership	30.0	Stewart Information Services Corporati	0
		00000	74-1534607	0	0		Stewart Title of the Coastal Bend, Inc.	TX	NIA	Stewart Title Company	Ownership	80.0	Stewart Information Services Corporati	0
		00000	35-2125451	0	0		Stewart Title Services of NW Indiana LLC	IN	NIA	Stewart Title Company	Ownership	100.0	Stewart Information Services Corporati	0

SCHEDULE Y

PART 1A - DETAIL OF INSURANCE HOLDING COMPANY SYSTEM

1	2	3	4	5	6	7	8	9	10	11	12	13	14	15
Group Code	Group Name	NAIC Company Code	Federal ID Number	Federal RSSD	CIK	Name of Securities Exchange if Publicly Traded (U.S. or International)	Names of Parent, Subsidiaries Or Affiliates	Domiciliary Location	Relationship to Reporting Entity	Directly Controlled by (Name of Entity / Person)	Type of Control (Ownership, Board, Management, Attorney-in-Fact, Influence, Other)	If Control is Ownership Provide Percentage	Ultimate Controlling Entity(ies)/Person(s)	*
		00000	84-1517419	0	0		Stewart Water Information, LLC	CO	NIA	Stewart Title Company	Ownership	55.0	Stewart Information Services Corporati	0
		00000	20-1631816	0	0		Strategic Title Company LLC	TX	NIA	Stewart Title Company	Ownership	51.0	Stewart Information Services Corporati	0
		00000	45-0491890	0	0		Summit Land Title, LLC	TN	NIA	Stewart Title Company	Ownership	51.0	Stewart Information Services Corporati	0
		00000	30-0654863	0	0		Texaplex Title, LLC	TX	NIA	Stewart Title Company	Ownership	51.0	Stewart Information Services Corporati	0
		00000	75-1006635	0	0		Texarkana Title & Abstract Company	TX	NIA	Stewart Title Company	Ownership	98.0	Stewart Information Services Corporati	0
		00000	22-1953929	0	0		The Title Company of Jersey	NJ	NIA	Stewart Title Company	Ownership	12.4	Stewart Information Services Corporati	0
		00000	81-0569576	0	0		Third Capital Title Agency	OH	NIA	Stewart Title Company	Ownership	40.0	Stewart Information Services Corporati	0
		00000	84-1446701	0	0		Title Records, LLC	CO	NIA	Stewart Title Company	Ownership	40.0	Stewart Information Services Corporati	0
		00000	20-5080665	0	0		TPB Title Agency, LLC	MI	NIA	Stewart Title Company	Ownership	51.0	Stewart Information Services Corporati	0
		00000	75-2254859	0	0		U.S. Title Company of Wichita County, Ltd	TX	NIA	Stewart Title Company	Ownership	48.4	Stewart Information Services Corporati	0
		00000	20-1849071	0	0		United Title Guaranty Agency, LLC	AK	NIA	Stewart Title Company	Ownership	60.0	Stewart Information Services Corporati	0
		00000	71-0922599	0	0		Yankton Title Company, Inc.	SD	NIA	Stewart Title Company	Ownership	94.6	Stewart Information Services Corporati	0
		00000	77-0354503	0	0		Asset Preservation, Inc.	CA	NIA	Stewart Title Company	Ownership	100.0	Stewart Information Services Corporati	0
		00000	68-0403502	0	0		API Properties Corporation	CA	NIA	Asset Preservation, Inc.	Ownership	100.0	Stewart Information Services Corporati	0
		00000	68-0434902	0	0		API Properties Nevada, Inc.	NV	NIA	Asset Preservation, Inc.	Ownership	100.0	Stewart Information Services Corporati	0
		00000	57-2025106	0	0		Hedgerow Properties, LLC	TX	NIA	Asset Preservation, Inc.	Ownership	50.0	Stewart Information Services Corporati	0
		00000	26-2477928	0	0		Parked Properties NY, Inc.	NY	NIA	Asset Preservation, Inc.	Ownership	100.0	Stewart Information Services Corporati	0
		00000		0	0		Stewart Title Latin America, Inc.	BV	NIA	Stewart Title Company	Ownership	30.0	Stewart Information Services Corporati	0
		00000		0	0		Stewart Costa Rica ABC, S.A.	CR	NIA	Stewart Latin America, Inc.	Ownership	100.0	Stewart Information Services Corporati	0
		00000		0	0		Stewart Costa Rica Trust & Escrow Company Limited, S.A.	CR	NIA	Stewart Costa Rica ABC, S.A.	Ownership	100.0	Stewart Information Services Corporati	0
		00000		0	0		Stewart Latin America Inmobiliaria, S.A.	CR	NIA	Stewart Costa Rica ABC, S.A.	Ownership	100.0	Stewart Information Services Corporati	0
		00000		0	0		Stewart Latin America, S.A. de C.V.	MX	NIA	Stewart Latin America, Inc.	Ownership	100.0	Stewart Information Services Corporati	0
		00000		0	0		Stewart Panama, S.A.	Pa	NIA	Stewart Latin America, Inc.	Ownership	100.0	Stewart Information Services Corporati	0
		00000		0	0		Stewart Title Dominicana, S.A.	DR	NIA	Stewart Latin America, Inc.	Ownership	82.1	Stewart Information Services Corporati	0
		00000		0	0		Stewart Title Eastern Caribbean, Ltd.	An	NIA	Stewart Latin America, Inc.	Ownership	83.0	Stewart Information Services Corporati	0
		00000		0	0		Stewart Title Latin America Operations, S.A.	CR	NIA	Stewart Latin America, Inc.	Ownership	100.0	Stewart Information Services Corporati	0
		00000		0	0		Stewart Title Baja, S.A. de C.V.	MX	NIA	Stewart Latin America, S.A. de C.V.	Ownership	99.0	Stewart Information Services Corporati	0
		00000		0	0		Stewart Title Puerto Penasco, S.A. de C.V.	MX	NIA	Stewart Title Baja, S.A. de C.V.	Ownership	50.0	Stewart Information Services Corporati	0
		00000		0	0		Stewart Title Guadalajara, S.A. de C.V.	MX	NIA	Stewart Latin America, S.A. de C.V.	Ownership	77.5	Stewart Information Services Corporati	0
		00000		0	0		Stewart Title Los Cabos, S.A. de C.V.	MX	NIA	Stewart Latin America, S.A. de C.V.	Ownership	100.0	Stewart Information Services Corporati	0
		00000		0	0		Stewart Title Monterey, S.A. de C.V.	MX	NIA	Stewart Latin America, S.A. de C.V.	Ownership	100.0	Stewart Information Services Corporati	0
		00000		0	0		Stewart Title Puerto Penasco, S.A. de C.V.	MX	NIA	Stewart Latin America, S.A. de C.V.	Ownership	50.0	Stewart Information Services Corporati	0
		00000		0	0		Stewart Title Riviera Maya, S.A. de C.V.	MX	NIA	Stewart Latin America, S.A. de C.V.	Ownership	100.0	Stewart Information Services Corporati	0

SCHEDULE Y

PART 1A - DETAIL OF INSURANCE HOLDING COMPANY SYSTEM

Asterik	Explanation

NONE

PART 1 – LOSS EXPERIENCE

	Current Year to Date				5 Prior Year to Date Direct Loss Percentage
	1 Direct Premiums Written	2 Other Income (Page 4, Lines 1.2 + 1.3 + 2)	3 Direct Losses Incurred	4 Direct Loss Percentage Cols. 3 / (1 + 2)	
1. Direct operations	5,025,458	2,512,804	249,299	3.30	0.20
2. Agency operations:					
2.1 Non-affiliated agency operations	34,784,993	17,425	1,798,809	5.20	6.50
2.2 Affiliated agency operations	50,789				
3. Totals	39,861,240	2,530,229	2,048,108	4.80	4.80

PART 2 – DIRECT PREMIUMS WRITTEN

	1 Current Quarter	2 Current Year to Date	3 Prior Year Year to Date
1. Direct operations	5,025,458	5,025,458	6,889,096
2. Agency operations:			
2.1 Non-affiliated agency operations	34,784,993	34,784,993	25,686,940
2.2 Affiliated agency operations	50,789	50,789	43,968
3. Totals	39,861,240	39,861,240	32,620,004

OVERFLOW PAGE FOR WRITE-INS

Page 2 - Continuation

	Current Year			Prior Year
	1	2	3	4
REMAINING WRITE-INS AGGREGATED AT LINE 25 FOR OTHER THAN INVESTED ASSETS	Assets	Nonadmitted Assets	Net Admitted Assets (Cols. 1 - 2)	Net Admitted Assets
2504. Other Receivable	9,555		9,555	128,659
2597. Totals (Lines 2501 through 2596) (Page 2, Line 2598)	9,555		9,555	128,659

SCHEDULE A - VERIFICATION**Real Estate**

	1 Year To Date	2 Prior Year Ended December 31
1. Book/adjusted carrying value, December 31 of prior year	1,195,723	1,247,179
2. Cost of acquired:		
2.1 Actual cost at time of acquisition		
2.2 Additional investment made after acquisition	10,689	13,750
3. Current year change in encumbrances		
4. Total gain (loss) on disposals		(2,027)
5. Deduct amounts received on disposals		
6. Total foreign exchange change in book/adjusted carrying value		
7. Deduct current year's other than temporary impairment recognized		
8. Deduct current year's depreciation	16,427	63,179
9. Book/adjusted carrying value at the end of current period (Lines 1 + 2 + 3 + 4 - 5 + 6 - 7 - 8)	1,189,985	1,195,723
10. Deduct total nonadmitted amounts		
11. Statement value at end of current period (Line 9 minus Line 10)	1,189,985	1,195,723

SCHEDULE B - VERIFICATION**Mortgage Loans**

	1 Year To Date	2 Prior Year Ended December 31
1. Book value/recorded investment excluding accrued interest, December 31 of prior year		
2. Cost of acquired:		
2.1 Actual cost at time of acquisition		
2.2 Additional investment made after acquisition		
3. Capitalized deferred interest and other		
4. Accrual of discount		
5. Unrealized valuation increase (decrease)		
6. Total gain (loss) on disposals		
7. Deduct amounts received on disposals		
8. Deduct amortization of premium and mortgage interest points and commitment fees		
9. Total foreign exchange change in book value/recorded investment excluding accrued interest		
10. Deduct current year's other than temporary impairment recognized		
11. Book value/recorded investment excluding accrued interest at end of current period (Lines 1 + 2 + 3 + 4 + 5 + 6 - 7 - 8 + 9 - 10)		
12. Total valuation allowance		
13. Subtotal (Line 11 plus Line 12)		
14. Deduct total nonadmitted amounts		
15. Statement value at end of current period (Line 13 minus Line 14)		

SCHEDULE BA - VERIFICATION**Other Long-Term Invested Assets**

	1 Year To Date	2 Prior Year Ended December 31
1. Book/adjusted carrying value, December 31 of prior year	121,754	101,243
2. Cost of acquired:		
2.1 Actual cost at time of acquisition		
2.2 Additional investment made after acquisition		
3. Capitalized deferred interest and other		
4. Accrual of discount		
5. Unrealized valuation increase (decrease)	(1,606)	106,511
6. Total gain (loss) on disposals		
7. Deduct amounts received on disposals	60,734	86,000
8. Deduct amortization of premium and depreciation		
9. Total foreign exchange change in book/adjusted carrying value		
10. Deduct current year's other than temporary impairment recognized		
11. Book/adjusted carrying value at end of current period (Lines 1 + 2 + 3 + 4 + 5 + 6 - 7 - 8 + 9 - 10)	59,414	121,754
12. Deduct total nonadmitted amounts		
13. Statement value at end of current period (Line 11 minus Line 12)	59,414	121,754

SCHEDULE D - VERIFICATION**Bonds and Stocks**

	1 Year To Date	2 Prior Year Ended December 31
1. Book/adjusted carrying value of bonds and stocks, December 31 of prior year	73,349,967	64,403,971
2. Cost of bonds and stocks acquired	4,112,607	27,958,077
3. Accrual of discount	2,887	11,097
4. Unrealized valuation increase (decrease)		
5. Total gain (loss) on disposals	114,342	758,794
6. Deduct consideration for bonds and stocks disposed of	3,355,778	18,900,134
7. Deduct amortization of premium	244,060	881,838
8. Total foreign exchange change in book/adjusted carrying value		
9. Deduct current year's other than temporary impairment recognized		
10. Book/adjusted carrying value at end of current period (Lines 1 + 2 + 3 + 4 + 5 - 6 - 7 + 8 - 9)	73,979,965	73,349,967
11. Deduct total nonadmitted amounts		
12. Statement value at end of current period (Line 10 minus Line 11)	73,979,965	73,349,967

SCHEDULE D - PART 1B

Showing the Acquisitions, Dispositions and Non-Trading Activity
During the Current Quarter for all Bonds and Preferred Stock by Rating Class

	1 Book/Adjusted Carrying Value Beginning of Current Quarter	2 Acquisitions During Current Quarter	3 Dispositions During Current Quarter	4 Non-Trading Activity During Current Quarter	5 Book/Adjusted Carrying Value End of First Quarter	6 Book/Adjusted Carrying Value End of Second Quarter	7 Book/Adjusted Carrying Value End of Third Quarter	8 Book/Adjusted Carrying Value December 31 Prior Year
BONDS								
1. Class 1 (a)	58,190,081	4,112,607	3,241,436	(195,087)	58,866,165			58,190,081
2. Class 2 (a)	15,159,885			(46,085)	15,113,800			15,159,885
3. Class 3 (a)								
4. Class 4 (a)								
5. Class 5 (a)								
6. Class 6 (a)								
7. Total Bonds	73,349,966	4,112,607	3,241,436	(241,172)	73,979,965			73,349,966
PREFERRED STOCK								
8. Class 1								
9. Class 2								
10. Class 3								
11. Class 4								
12. Class 5								
13. Class 6								
14. Total Preferred Stock								
15. Total Bonds & Preferred Stock	73,349,966	4,112,607	3,241,436	(241,172)	73,979,965			73,349,966

(a) Book/Adjusted Carrying Value column for the end of the current reporting period includes the following amount of non-rated, short-term and cash-equivalent bonds by NAIC designation:

NAIC 1 \$ 0; NAIC 2 \$ 0; NAIC 3 \$ 0; NAIC 4 \$ 0; NAIC 5 \$ 0; NAIC 6 \$ 0

NONE Schedule DA - Part 1 and Verification

NONE Schedule DB - Part A and B Verification

NONE Schedule DB - Part C - Section 1

NONE Schedule DB - Part C - Section 2

NONE Schedule DB - Verification

NONE Schedule E Verification

NONE Schedule B - Part 2 and 3

SCHEDULE D - PART 3

Show All Long-Term Bonds and Stock Acquired During the Current Quarter

1 CUSIP Ident- ification	2 Description	3 Foreign	4 Date Acquired	5 Name of Vendor	6 Number of Shares of Stock	7 Actual Cost	8 Par Value	9 Paid for Accrued Interest and Dividends	10 NAIC Designation or Market Indicator (a)
704862-V9-9	Pearland TX Ref Co:1 Lot:1		02/17/2012	Raymond James		779,436	700,000.00	2,100	1FE
2499999	U.S. Total Bonds Political Subdivisions of States, Territories and Possessions				X X X	779,436	700,000.00	2,100	X X X
05531F-AF-0	BB & T Corporation Co:1 Lot:4		03/12/2012	BB&T Capital Markets		164,024	150,000.00	2,238	1FE
05531F-AF-0	BB & T Corporation Co:1 Lot:5		03/12/2012	BB&T Capital Markets		87,479	80,000.00	1,194	1FE
36962G-3U-6	General Electric Cap Corp Co:1 Lot:1		02/15/2012	Morgan Stanley		1,093,393	950,000.00	16,328	1FE
36962G-3U-6	General Electric Cap Corp Co:1 Lot:2		02/15/2012	Morgan Stanley		1,553,769	1,350,000.00	23,203	1FE
459200-AS-0	IBM Corp Co:1 Lot:3		01/25/2012	Weller, Anderson, & Chene		166,069	125,000.00	339	1FE
459200-AS-0	IBM Corp Co:1 Lot:4		02/21/2012	Weller, Anderson, & Chene		268,438	200,000.00	1,408	1FE
3899999	Total Bonds Industrial and Miscellaneous (Unaffiliated)				X X X	3,333,172	2,855,000.00	44,710	X X X
8399997	Total Bonds Part 3				X X X	4,112,608	3,555,000	46,810	X X X
8399998	Summary Item from Part 5 for Bonds				X X X	X X X	X X X	X X X	X X X
8399999	Total Bonds				X X X	4,112,608	3,555,000.00	46,810	X X X
9999999	Totals				X X X	4,112,608	X X X	46,810	X X X

E04

(a) For all common stock bearing the NAIC market indicator 'U' provide: the number of such issues 0.

SCHEDULE D - PART 4

Show All Long-Term Bonds and Stock Sold, Redeemed or Otherwise Disposed of During the Current Quarter

1 CUSIP Ident- ification	2 Description	3 F o r e i g n	4 Disposal Date	5 Name of Purchaser	6 Number of Shares of Stock	7 Consid- eration	8 Par Value	9 Actual Cost	10 Prior Year Book/ Adjusted Carrying Value	Change in Book/Adjusted Carrying Value					16 Book/ Adjusted Carrying Value at Disposal Date	17 Foreign Exchange Gain (Loss) on Disposal	18 Realized Gain (Loss) on Disposal	19 Total Gain (Loss) on Disposal	20 Bond Interest/ Stock Dividends Received During Year	21 Stated Contractual Maturity Date	22 NAIC Desig- nation or Market Indicator (a)
										11 Unrealized Valuation Increase/ (Decrease)	12 Current Year's (Amort- ization)/ Accretion	13 Current Year's Other Than Temporary Impairment Recognized	14 Total Change in B./A.C.V. (11+12-13)	15 Total Foreign Exchange Change in B./A.C.V.							
914301-YD-2	University Houston Tex Univ Revs Co:1		02/15/2012	MATURITY		650,000	650,000.00	741,462	651,566		(1,566)		(1,566)		650,000				16,250	02/15/2012	1FE
3199999	U.S. Total - Bonds - Special Revenue and Special Assessment Non-Guaranteed Obl				X X X	650,000	650,000.00	741,462	651,566		(1,566)		(1,566)		650,000				16,250	X X X	X X X
36962G-4C-5	General Electric Cap Co:1 Lot:1		02/15/2012	Morgan Stanley		1,102,150	1,000,000.00	1,100,620	1,058,478		(2,904)		(2,904)		1,055,575		46,575	46,575	16,061	05/13/2014	1FE
36962G-4C-5	General Electric Cap Co:1 Lot:2		02/15/2012	Morgan Stanley		1,603,628	1,455,000.00	1,601,402	1,540,086		(4,225)		(4,225)		1,535,861		67,767	67,767	23,369	05/13/2014	1FE
3899999	Total - Bonds - Industrial and Miscellaneous (Unaffiliated)				X X X	2,705,778	2,455,000.00	2,702,022	2,598,564		(7,129)		(7,129)		2,591,436		114,342	114,342	39,430	X X X	X X X
8399997	Total - Bonds - Part 4				X X X	3,355,778	3,105,000	3,443,484	3,250,130		(8,695)		(8,695)		3,241,436		114,342	114,342	55,680	X X X	X X X
8399998	Summary Item from Part 5 for Bonds				X X X	X X X	X X X	X X X	X X X	X X X	X X X	X X X	X X X	X X X	X X X	X X X	X X X	X X X	X X X	X X X	X X X
8399999	Total Bonds				X X X	3,355,778	3,105,000.00	3,443,484	3,250,130		(8,695)		(8,695)		3,241,436		114,342	114,342	55,680	X X X	X X X
9999999	Totals					3,355,778	X X X	3,443,484	3,250,130		(8,695)		(8,695)		3,241,436		114,342	114,342	55,680	X X X	X X X

(a) For all common stock bearing the NAIC market indicator 'U' provide: the number of such issues 0.

NONE Schedule DB - Part A - Section 1

NONE Schedule DB - Part B - Section 1

NONE Schedule DB - Part D

NONE Schedule DL - Part 1

NONE Schedule DL - Part 2

SCHEDULE E - PART 1 - CASH

Month-End Depository Balances

1 Depository	2 Code	3 Rate of Interest	4 Amount of Interest Received During Current Quarter	5 Amount of Interest Accrued at Current Statement Date	Book Balance at End of Each Month During Current Quarter			9 *
					6 First Month	7 Second Month	8 Third Month	
Open Depositories - Section (A) - Segregated Funds Held for Others								
JP Morgan Chase					64,047	14,047	6,355	
Citibank, N.A.					5,050,390	4,728,896	6,015,146	
Citibank, N.A.					23,972,296	25,031,954	26,359,131	
JP Morgan Chase					16,588,252	26,359,639	26,818,972	
JP Morgan Chase					998,679	400,109	400,234	
JP Morgan Chase					2,808,288	130,529	162,313	
JP Morgan Chase					2,716,898	2,621,504	10,696,783	
JP Morgan Chase					58,355	61,789	58,325	
JP Morgan Chase					304,716	304,716	304,716	
Citibank, N.A.					1	191	1	
Citibank, N.A.					1,806,456	1,257,117	1,716,336	
Citibank, N.A.					147,734	199,183	317,576	
Citibank, N.A.					949,567	1,010,406	1,048,718	
Bank of America					2,717,356	2,768,997	3,411,460	
Bank of America					4,968	1,511,703	3,735	
0199998 Deposits in () depositories which do not exceed the allowable limit in any one depository (see Instructions) - Open Depositories	X X X	X X X						X
0199999 Total Segregated Funds Held for Others	X X X	X X X			58,188,003	66,400,780	77,319,801	X
Open Depositories - Section (B) - General Funds								
State Street Bank					253,903	301,232	226,642	
State Street Bank					97,855	128,593	201,291	
Citibank, N.A.			1,400		2,738,319	1,632,441	1,683,341	
JP Morgan Chase					10,339	10,339	10,339	
HSBC Bank, USA					(177)			
Bank of America					647,697	521,282	660,172	
0299998 Deposits in () depositories which do not exceed the allowable limit in any one depository (see Instructions) - Open Depositories	X X X	X X X	47		172,620	172,620	172,620	X
0299999 Total General Funds	X X X	X X X	1,447		3,920,556	2,766,507	2,954,405	X
Open Depositories - Section (C) - Reinsurance Reserve Funds								
0399998 Deposits in () depositories which do not exceed the allowable limit in any one depository (see Instructions) - Open Depositories	X X X	X X X						X
0399999 Total Reinsurance Reserve Funds	X X X	X X X						X
0499999 Total Open Depositories	X X X	X X X	1,447		62,108,559	69,167,287	80,274,206	X
Suspended Depositories - Section (A) - Seg. Funds Held for Others								
0599998 Deposits in () depositories which do not exceed the allowable limit in any one depository (see Instructions) - Suspended Depositories	X X X	X X X						X
0599999 Total Segregated Funds Held for Others	X X X	X X X						X
Suspended Depositories - Section (B) - General Funds								
0699998 Deposits in () depositories which do not exceed the allowable limit in any one depository (see Instructions) - Suspended Depositories	X X X	X X X						X
0699999 Total General Funds	X X X	X X X						X
Suspended Depositories - Section (C) - Reinsurance Reserve Funds								
0799998 Deposits in () depositories which do not exceed the allowable limit in any one depository (see Instructions) - Suspended Depositories	X X X	X X X						X
0799999 Total Reinsurance Reserve Funds	X X X	X X X						X
0899999 Total Suspended Depositories	X X X	X X X						X
0999999 Total Cash on Deposit	X X X	X X X	1,447		62,108,559	69,167,287	80,274,206	X
1099999 Cash in Company's Office	X X X	X X X	X X X	X X X	6,750	6,850	6,850	X
1199999 Total Cash	X X X	X X X	1,447		62,115,309	69,174,137	80,281,056	X

SCHEDULE E - PART 2 - CASH EQUIVALENTS

Show Investments Owned End of Current Quarter

1 Description	2 Code	3 Date Acquired	4 Rate of Interest	5 Maturity Date	6 Book/Adjusted Carrying Value	7 Amount of Interest Due & Accrued	8 Amount Received During Year
			NONE				
<div style="display: flex; justify-content: space-between;"> E12 8699999 Total Cash Equivalents </div>							